

Assembly District Maps 2023 Licensed Child Care Supply

Understanding the Data

How does subsidized child care work in California?

In California, there are two subsidized child care types: voucher-based child care and direct contracts.

- **Voucher-based Child Care:** Parents receive a child care voucher that allows them to choose the type of care that best fits their needs. They can use the voucher at a licensed child care center, a licensed family child care home, or with a license-exempt provider.
- **Direct Contracts:** The state directly funds child care providers for a set number of slots. Families can receive care at these contracted sites.

For more information on subsidized child care programs in California, please visit the [California Department of Social Services](https://www.cdss.ca.gov/Programs/OPPS/DCFS/Pages/Child-Care/Child-Care.aspx) website.

What subsidized child care programs are included in the district maps?

Subsidized child care programs shown on the maps include licensed child care centers with direct contracts from federal, state, or local agencies. These contracts include:

- California Department of Education (CDE) contracts, including California State Preschool Programs (CSPP)
- Head Start
- Other direct federal, state or local contracts

Therefore, there may be sites in the unsubsidized child care center category that accept vouchers from families, but do not have a direct subsidy contract.

Are all subsidized child care centers with a direct subsidy contract included in the district maps?

The subsidized child care centers shown in these maps are those that have identified themselves to their local Child Care Resource and Referral (CCR&R) agency as having a direct service contract. If a center did not report this information to their CCR&R, it was not included as a subsidized program.

Additionally, while some license-exempt programs may hold direct subsidy contracts, they are not shown in these maps because only data on licensed child care providers were collected.


As a result, there may be additional subsidized child care programs that are not reflected in this report but still play a vital role in California's subsidized child care system.


Why are family child care homes not separated by subsidy type?


Family child care homes are more difficult to track and typically do not hold direct subsidy contracts. For this reason, we have chosen not to separate them by subsidy status on the maps.

Data Definitions




Total number of Child Care Facilities include all licensed child care sites in a district, and encompass non-subsidized child care centers, subsidized child care centers, and family child care home sites.

 **Non-Subsidized Child Care Centers** are represented by an orange circle and are licensed child care centers that have not indicated with their local Child Care Resource and Referral (CCR&R) agency that they have a direct subsidy contract. These sites, however, may still accept vouchers.

 **Subsidized Child Care Centers** are represented by a green circle and are licensed child care centers that have reported to their local CCR&R that they have a direct federal, state, or local child care contract.

 **Family Child Care Homes** are represented by a purple diamond, and are licensed family child care home sites, without regard to subsidy type.

Total Number of Child Care Facilities:

-  Non-Subsidized Child Care Centers: #
-  Subsidized Child Care Centers: #
-  Family Child Care Homes: #

Map Directory

Who are my State Senate and Assembly representatives?

Please visit the [Find Your California Representative](#) website to find your State Senate and Assembly Representatives.

Find your district map by clicking one of the links below.

Assembly District 1
Assembly District 2
Assembly District 3
Assembly District 4
Assembly District 5
Assembly District 6
Assembly District 7
Assembly District 8
Assembly District 9
Assembly District 10
Assembly District 11
Assembly District 12
Assembly District 13
Assembly District 14
Assembly District 15
Assembly District 16
Assembly District 17
Assembly District 18
Assembly District 19
Assembly District 20

Assembly District 21
Assembly District 22
Assembly District 23
Assembly District 24
Assembly District 25
Assembly District 26
Assembly District 27
Assembly District 28
Assembly District 29
Assembly District 30
Assembly District 31
Assembly District 32
Assembly District 33
Assembly District 34
Assembly District 35
Assembly District 36
Assembly District 37
Assembly District 38
Assembly District 39
Assembly District 40

Assembly District 41
Assembly District 42
Assembly District 43
Assembly District 44
Assembly District 45
Assembly District 46
Assembly District 47
Assembly District 48
Assembly District 49
Assembly District 50
Assembly District 51
Assembly District 52
Assembly District 53
Assembly District 54
Assembly District 55
Assembly District 56
Assembly District 57
Assembly District 58
Assembly District 59
Assembly District 60

Assembly District 61
Assembly District 62
Assembly District 63
Assembly District 64
Assembly District 65
Assembly District 66
Assembly District 67
Assembly District 68
Assembly District 69
Assembly District 70
Assembly District 71
Assembly District 72
Assembly District 73
Assembly District 74
Assembly District 75
Assembly District 76
Assembly District 77
Assembly District 78
Assembly District 79
Assembly District 80

Statewide Licensed Child Care Facility Totals

● **Total Non-Subsidized Child Care Centers: 7,692**

● **Total Subsidized Child Care Centers: 2,860**

◆ **Total Family Child Care Homes: 25,258**

Assembly District 1

Licensed Child Care Providers 2023

California Child Care Resource & Referral

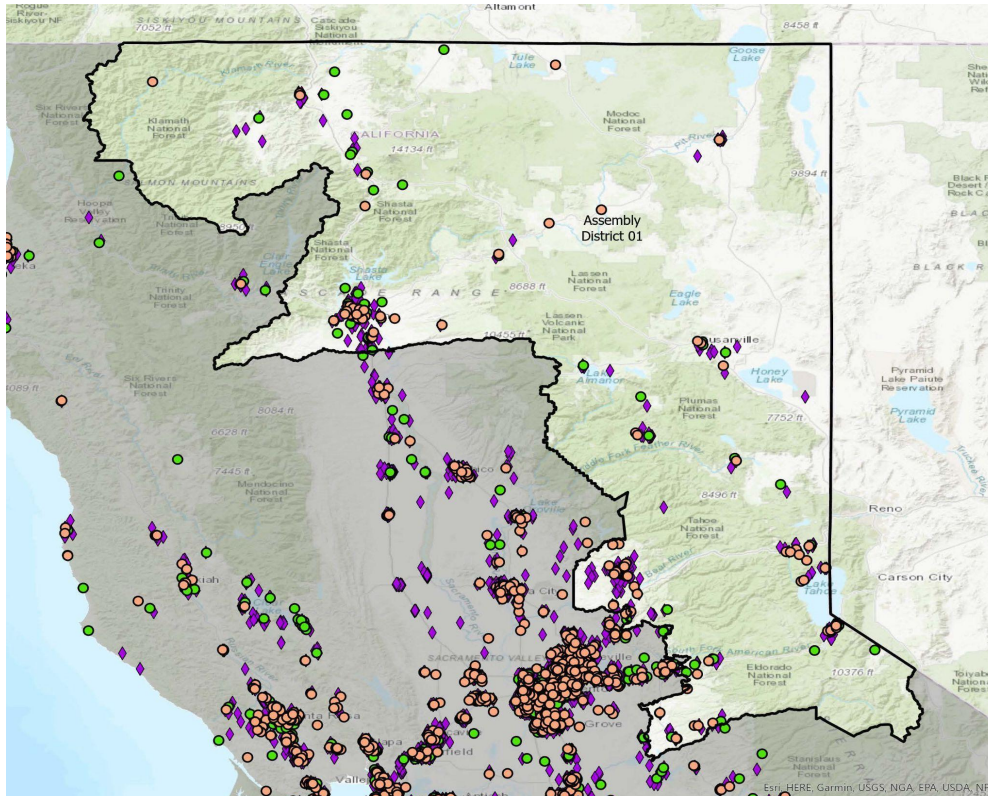
N E T W O R K

Total Number of Child Care Facilities: 460

- Non-Subsidized Child Care Centers: 87
- Subsidized Child Care Centers: 84
- ◆ Family Child Care Homes: 289

Licensed child care provider data were collected from child care resource and referral (CCR&R) agencies which are state funded community-based organizations that provide on-the-ground child care information and family support services. CCR&R agencies collect local child care supply and demand data.

For statewide and county level data, please visit our [2023 Child Care Portfolio](#).



Source: California Child Care Portfolio, California Child Care Resource & Referral Network (2023).

Note: Subsidized child care centers include those with a direct contract with a local/state/federal agency. Subsidy data do not include programs that accept vouchers.

Assembly District 2

Licensed Child Care Providers 2023

California Child Care Resource & Referral

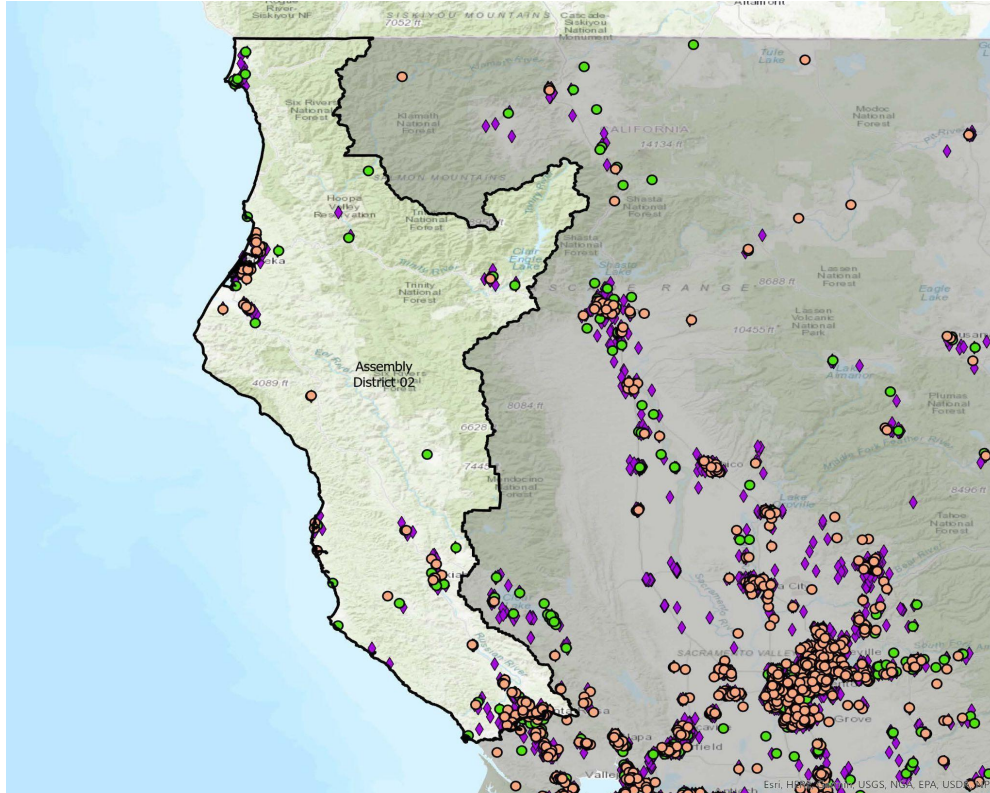
NETWORK

Total Number of Child Care Facilities: 547

- Non-Subsidized Child Care Centers: 103
- Subsidized Child Care Centers: 84
- ◆ Family Child Care Homes: 360

Licensed child care provider data were collected from child care resource and referral (CCR&R) agencies which are state funded community-based organizations that provide on-the-ground child care information and family support services. CCR&R agencies collect local child care supply and demand data.

For statewide and county level data, please visit our [2023 Child Care Portfolio](#).



Source: California Child Care Portfolio, California Child Care Resource & Referral Network (2023).

Note: Subsidized child care centers include those with a direct contract with a local/state/federal agency. Subsidy data do not include programs that accept vouchers.

Assembly District 3

Licensed Child Care Providers 2023

California Child Care Resource & Referral

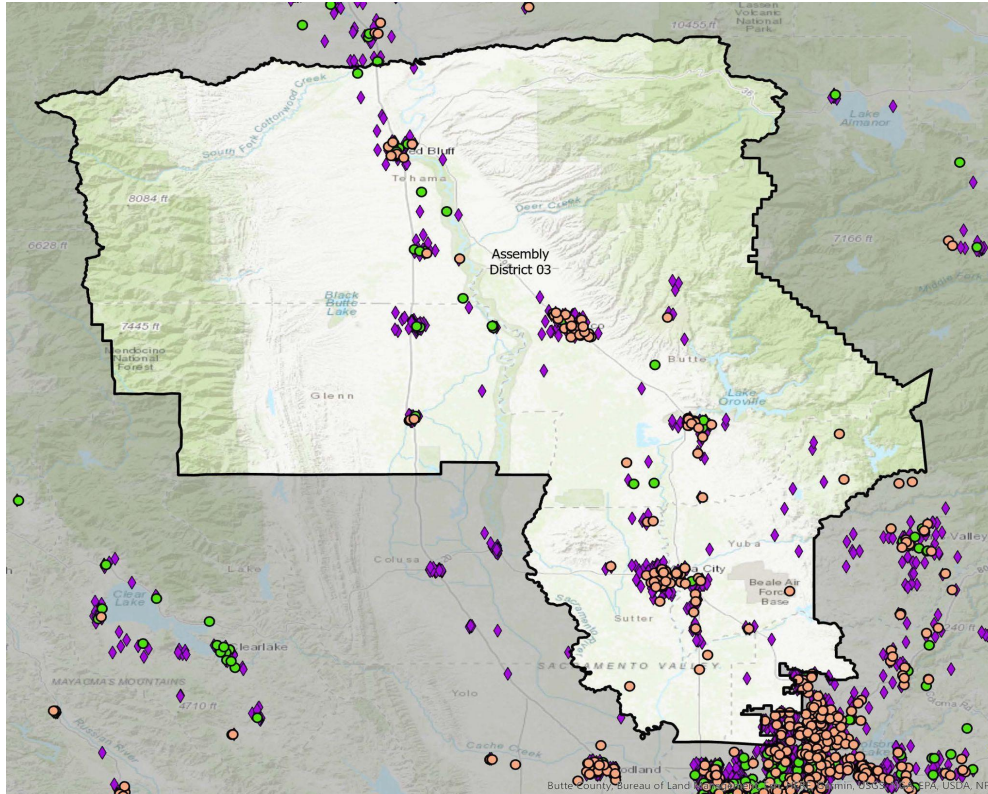
N E T W O R K

Total Number of Child Care Facilities: 503

- Non-Subsidized Child Care Centers: 98
- Subsidized Child Care Centers: 44
- ◆ Family Child Care Homes: 361

Licensed child care provider data were collected from child care resource and referral (CCR&R) agencies which are state funded community-based organizations that provide on-the-ground child care information and family support services. CCR&R agencies collect local child care supply and demand data.

For statewide and county level data, please visit our [2023 Child Care Portfolio](#).



Source: California Child Care Portfolio, California Child Care Resource & Referral Network (2023).

Note: Subsidized child care centers include those with a direct contract with a local/state/federal agency. Subsidy data do not include programs that accept vouchers.

Assembly District 4

Licensed Child Care Providers 2023

California Child Care Resource & Referral

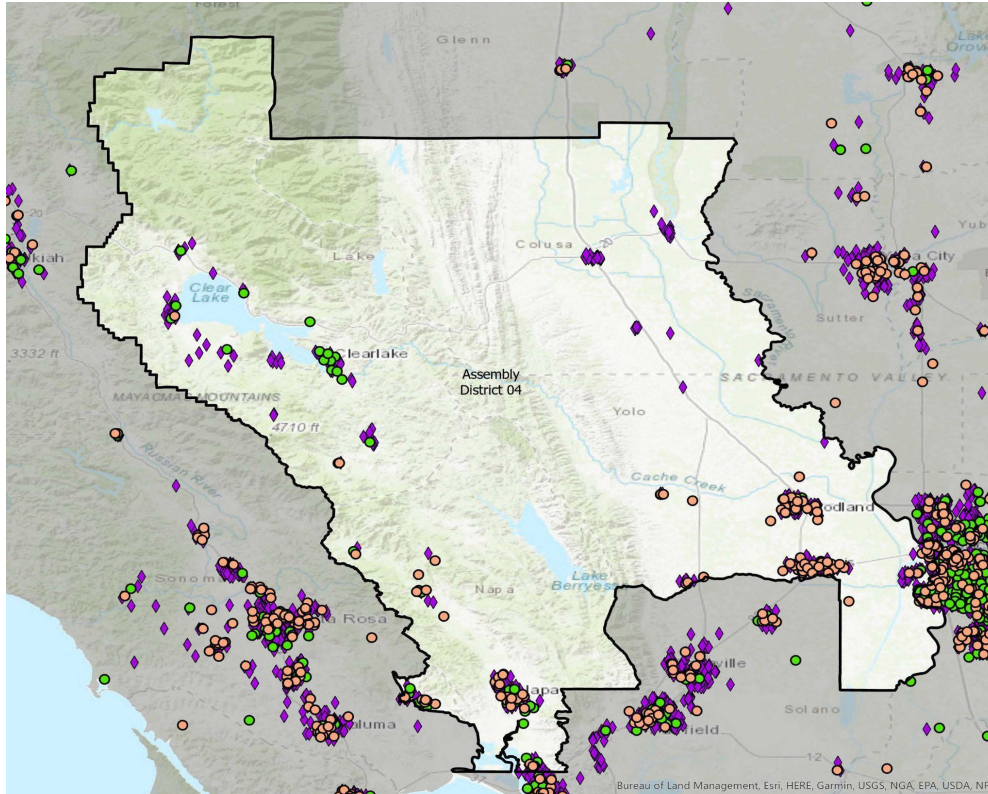
N E T W O R K

Total Number of Child Care Facilities: 536

- Non-Subsidized Child Care Centers: 119
- Subsidized Child Care Centers: 46
- ◆ Family Child Care Homes: 371

Licensed child care provider data were collected from child care resource and referral (CCR&R) agencies which are state funded community-based organizations that provide on-the-ground child care information and family support services. CCR&R agencies collect local child care supply and demand data.

For statewide and county level data, please visit our [2023 Child Care Portfolio](#).



Source: California Child Care Portfolio, California Child Care Resource & Referral Network (2023).

Note: Subsidized child care centers include those with a direct contract with a local/state/federal agency. Subsidy data do not include programs that accept vouchers.

Assembly District 5

Licensed Child Care Providers 2023

California Child Care Resource & Referral

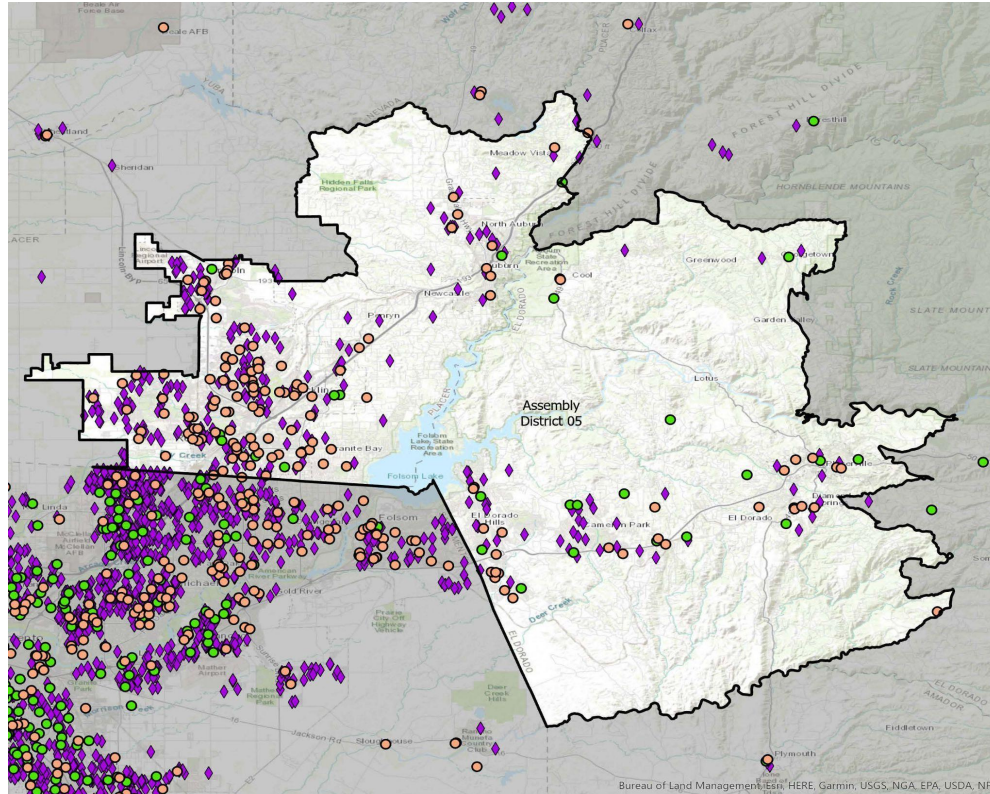
N E T W O R K

Total Number of Child Care Facilities: 411

- Non-Subsidized Child Care Centers: 142
- Subsidized Child Care Centers: 28
- ◆ Family Child Care Homes: 241

Licensed child care provider data were collected from child care resource and referral (CCR&R) agencies which are state funded community-based organizations that provide on-the-ground child care information and family support services. CCR&R agencies collect local child care supply and demand data.

For statewide and county level data, please visit our [2023 Child Care Portfolio](#).

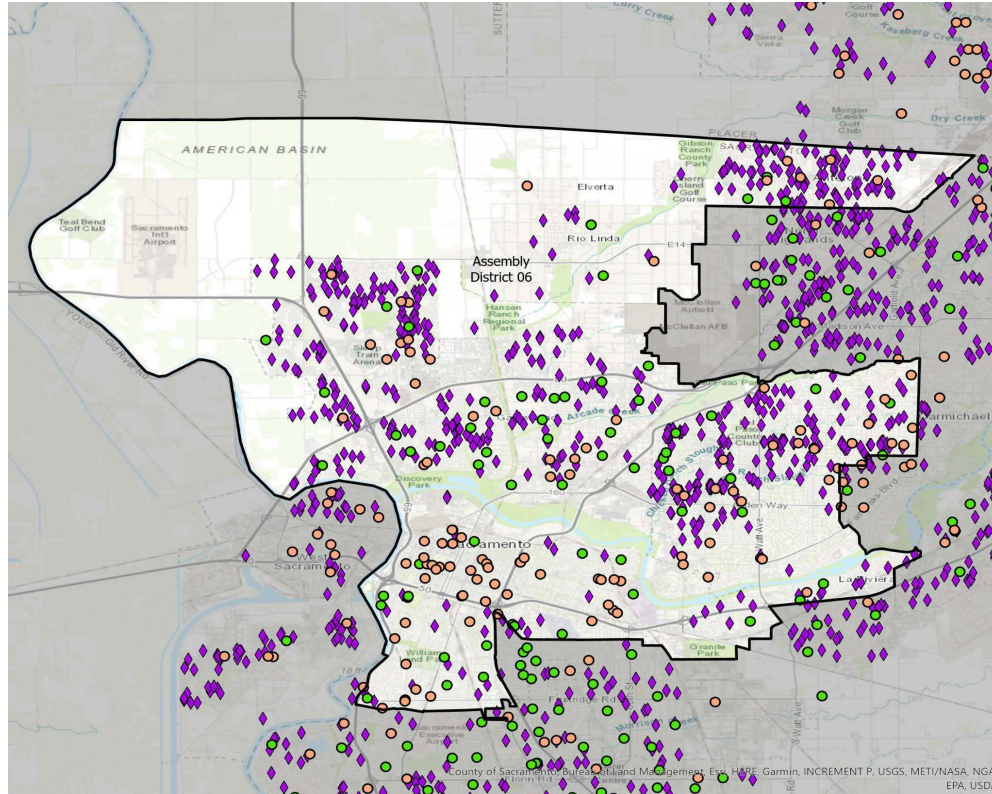


Source: California Child Care Portfolio, California Child Care Resource & Referral Network (2023).

Note: Subsidized child care centers include those with a direct contract with a local/state/federal agency. Subsidy data do not include programs that accept vouchers.

Assembly District 6

Licensed Child Care Providers 2023



California Child Care Resource & Referral

N E T W O R K

Total Number of Child Care Facilities: 788

- Non-Subsidized Child Care Centers: 105
- Subsidized Child Care Centers: 76
- ◆ Family Child Care Homes: 607

Licensed child care provider data were collected from child care resource and referral (CCR&R) agencies which are state funded community-based organizations that provide on-the-ground child care information and family support services. CCR&R agencies collect local child care supply and demand data.

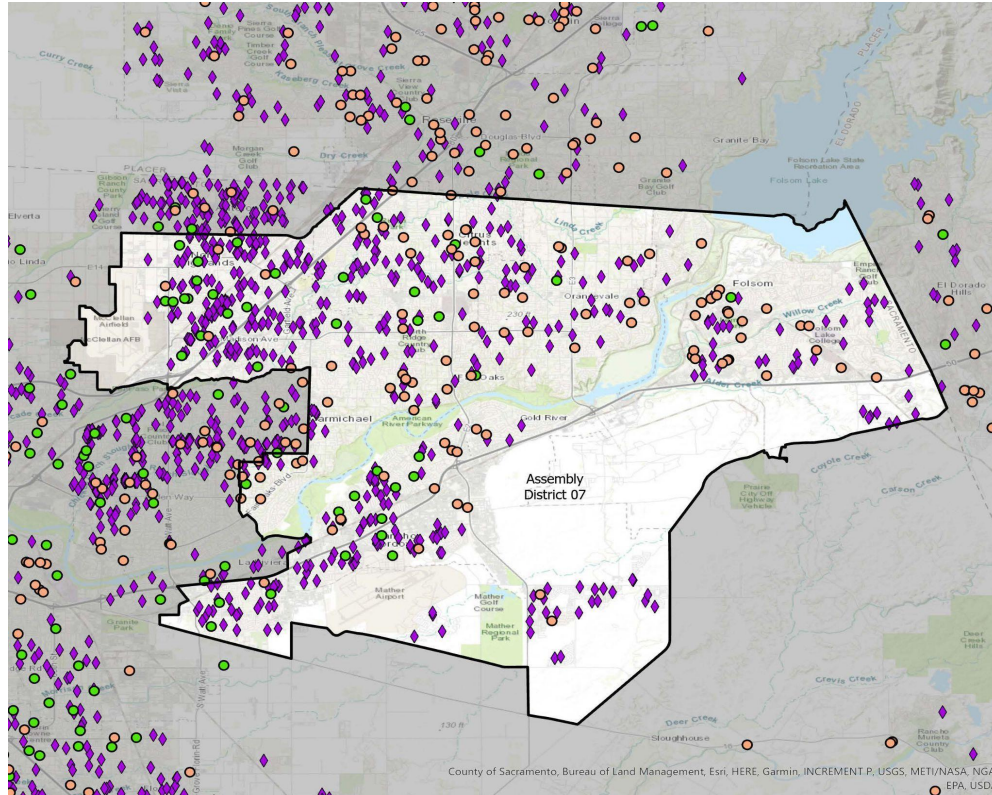
For statewide and county level data, please visit our [2023 Child Care Portfolio](#).

Source: California Child Care Portfolio, California Child Care Resource & Referral Network (2023).

Note: Subsidized child care centers include those with a direct contract with a local/state/federal agency. Subsidy data do not include programs that accept vouchers.

Assembly District 7

Licensed Child Care Providers 2023



California Child Care Resource & Referral

NETWORK

Total Number of Child Care Facilities: 615

- Non-Subsidized Child Care Centers: 92
- Subsidized Child Care Centers 45
- ◆ Family Child Care Homes: 478

Licensed child care provider data were collected from child care resource and referral (CCR&R) agencies which are state funded community-based organizations that provide on-the-ground child care information and family support services. CCR&R agencies collect local child care supply and demand data.

For statewide and county level data, please visit our [2023 Child Care Portfolio](#).

Source: California Child Care Portfolio, California Child Care Resource & Referral Network (2023).

Note: Subsidized child care centers include those with a direct contract with a local/state/federal agency. Subsidy data do not include programs that accept vouchers.

Assembly District 8

Licensed Child Care Providers 2023

California Child Care Resource & Referral

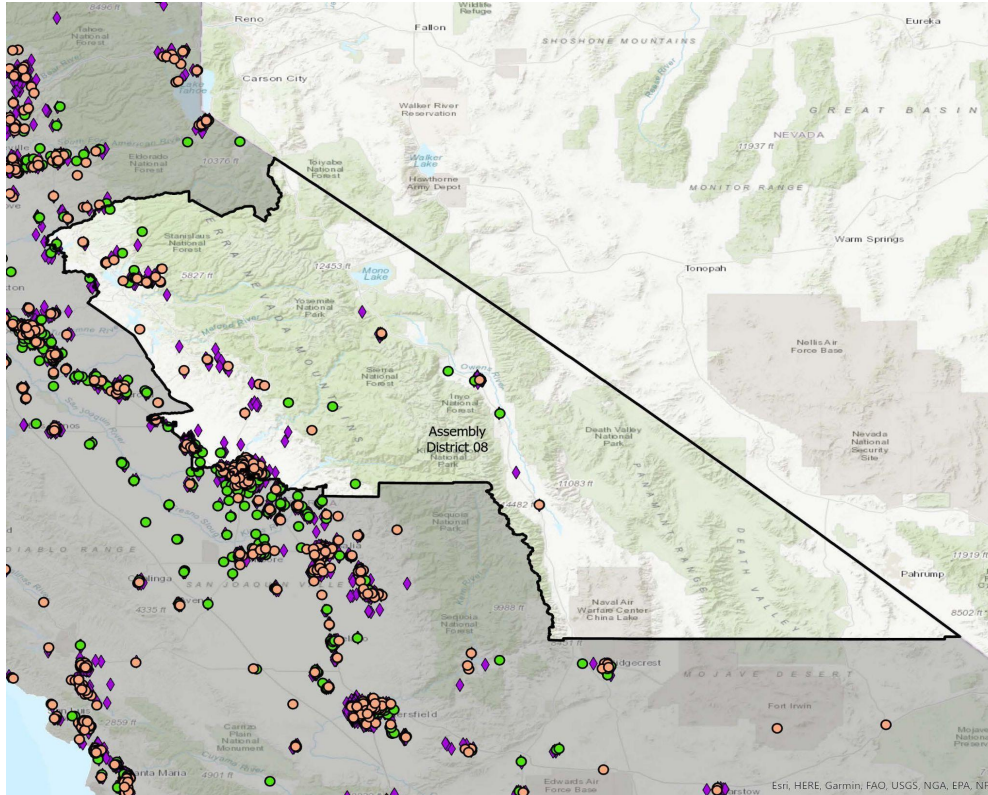
NETWORK

Total Number of Child Care Facilities: 380

- Non-Subsidized Child Care Centers: 81
- Subsidized Child Care Centers: 73
- ◆ Family Child Care Homes: 226

Licensed child care provider data were collected from child care resource and referral (CCR&R) agencies which are state funded community-based organizations that provide on-the-ground child care information and family support services. CCR&R agencies collect local child care supply and demand data.

For statewide and county level data, please visit our [2023 Child Care Portfolio](#).



Source: California Child Care Portfolio, California Child Care Resource & Referral Network (2023).

Note: Subsidized child care centers include those with a direct contract with a local/state/federal agency. Subsidy data do not include programs that accept vouchers.

Assembly District 9

Licensed Child Care Providers 2023

California Child Care Resource & Referral

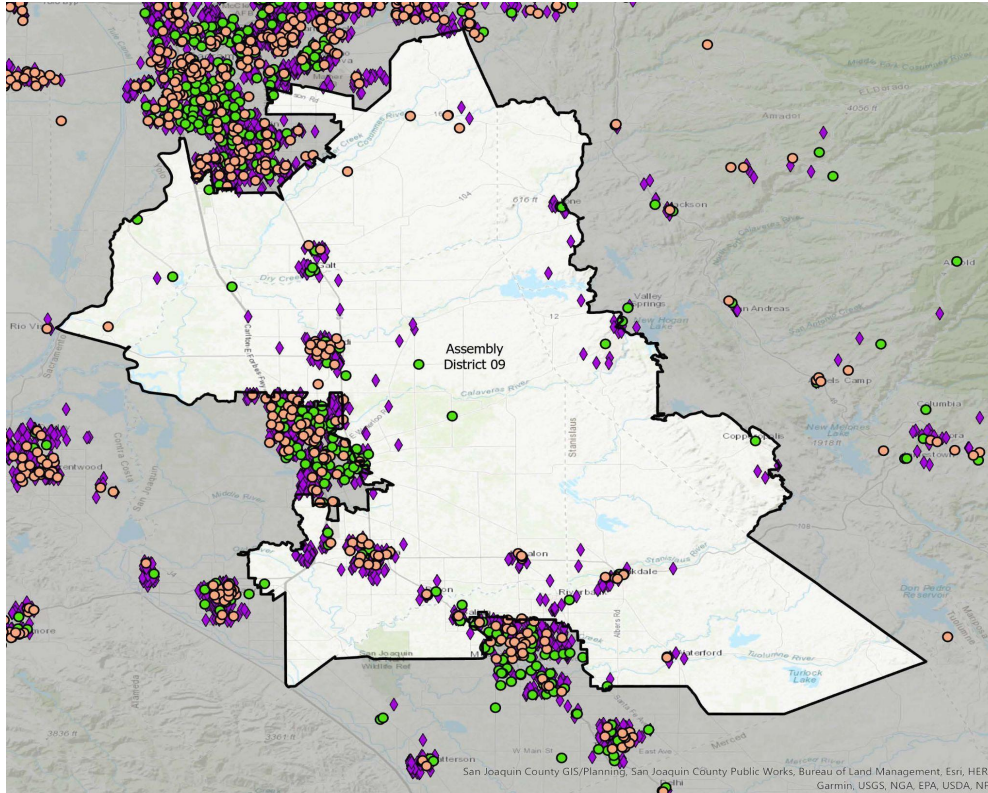
NETWORK

Total Number of Child Care Facilities: 375

- Non-Subsidized Child Care Centers: 59
- Subsidized Child Care Centers: 49
- ◆ Family Child Care Homes: 267

Licensed child care provider data were collected from child care resource and referral (CCR&R) agencies which are state funded community-based organizations that provide on-the-ground child care information and family support services. CCR&R agencies collect local child care supply and demand data.

For statewide and county level data, please visit our [2023 Child Care Portfolio](#).



Source: California Child Care Portfolio, California Child Care Resource & Referral Network (2023).

Note: Subsidized child care centers include those with a direct contract with a local/state/federal agency. Subsidy data do not include programs that accept vouchers.

Assembly District 10

Licensed Child Care Providers 2023

California Child Care Resource & Referral

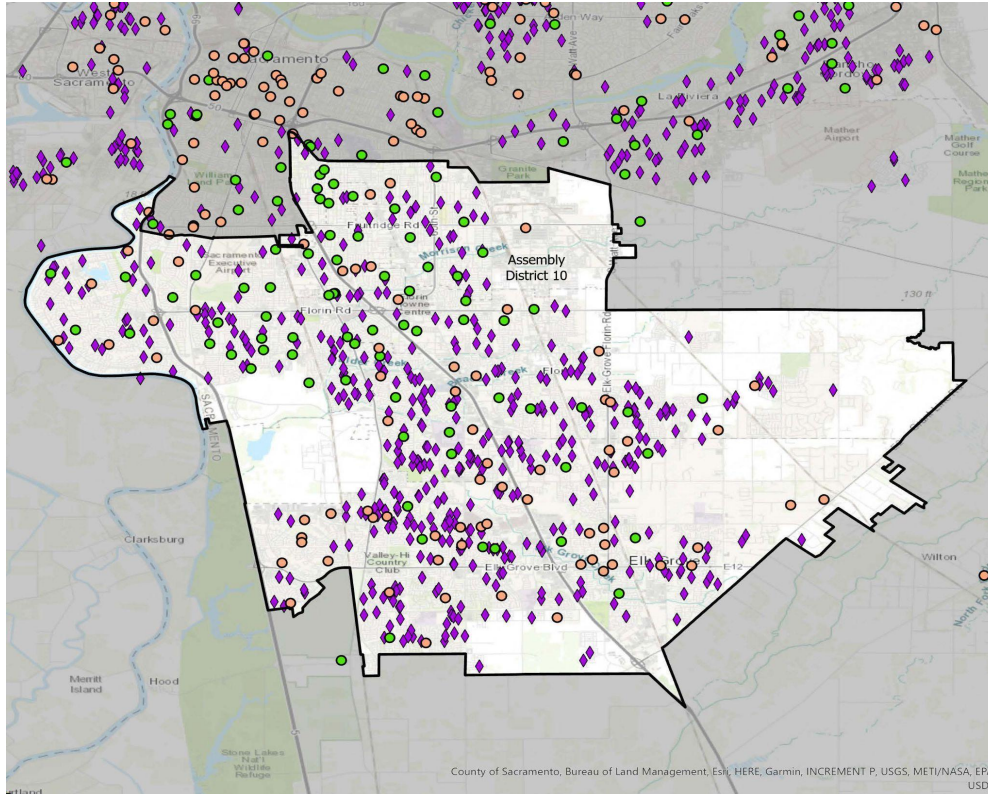
N E T W O R K

Total Number of Child Care Facilities: 612

- Non-Subsidized Child Care Centers: 75
- Subsidized Child Care Centers: 84
- ◆ Family Child Care Homes: 453

Licensed child care provider data were collected from child care resource and referral (CCR&R) agencies which are state funded community-based organizations that provide on-the-ground child care information and family support services. CCR&R agencies collect local child care supply and demand data.

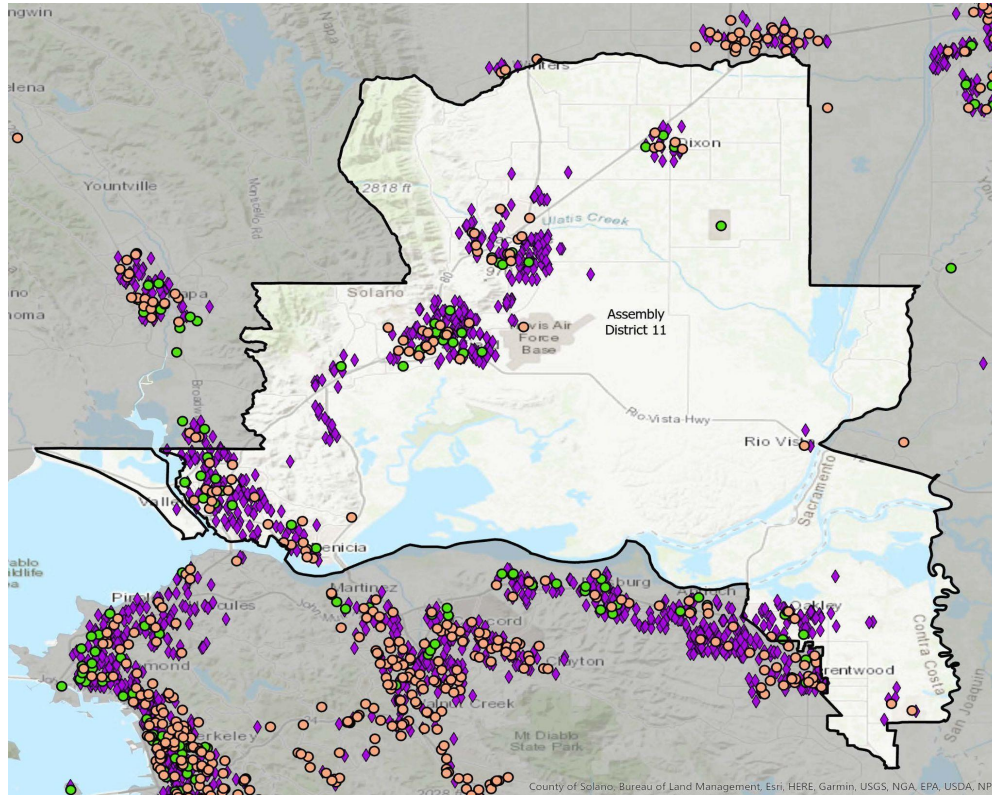
For statewide and county level data, please visit our [2023 Child Care Portfolio](#).



Source: California Child Care Portfolio, California Child Care Resource & Referral Network (2023).

Note: Subsidized child care centers include those with a direct contract with a local/state/federal agency. Subsidy data do not include programs that accept vouchers.

Licensed Child Care Providers 2023



California Child Care Resource & Referral

NETWORK

Total Number of Child Care Facilities: 537

- Non-Subsidized Child Care Centers: 66
- Subsidized Child Care Centers: 35
- ◆ Family Child Care Homes: 436

Licensed child care provider data were collected from child care resource and referral (CCR&R) agencies which are state funded community-based organizations that provide on-the-ground child care information and family support services. CCR&R agencies collect local child care supply and demand data.

For statewide and county level data, please visit our [2023 Child Care Portfolio](#).

Source: California Child Care Portfolio, California Child Care Resource & Referral Network (2023).

Note: Subsidized child care centers include those with a direct contract with a local/state/federal agency. Subsidy data do not include programs that accept vouchers.

Assembly District 12

Licensed Child Care Providers 2023

California Child Care Resource & Referral

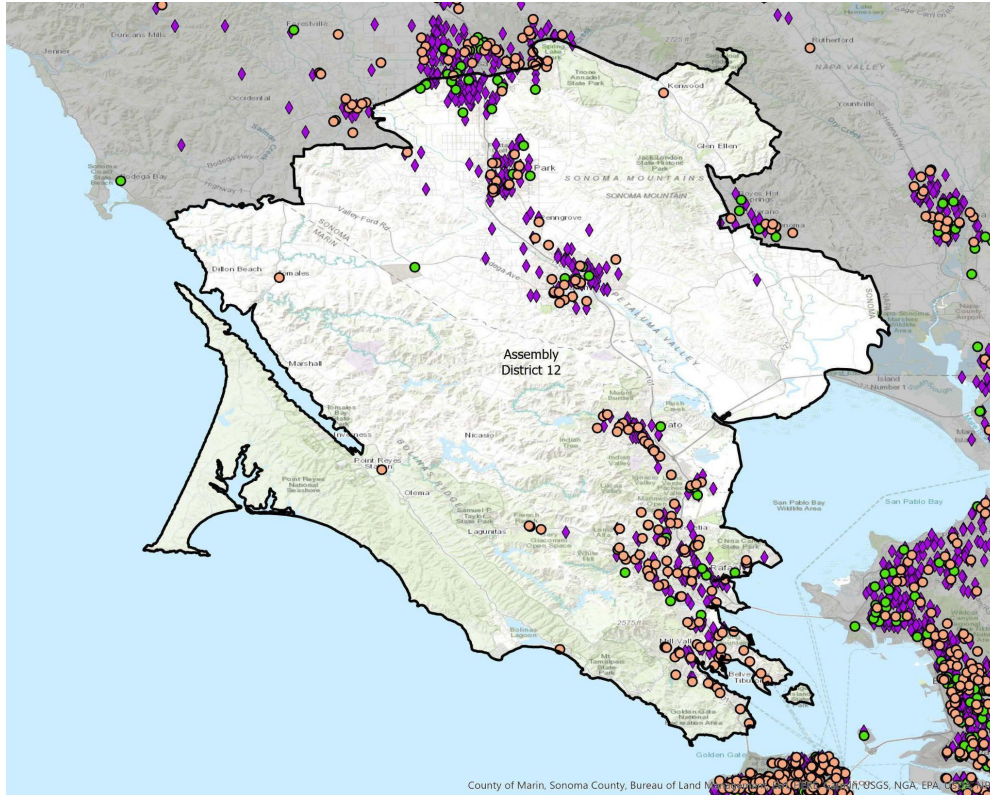
NETWORK

Total Number of Child Care Facilities: 490

- Non-Subsidized Child Care Centers: 156
- Subsidized Child Care Centers: 38
- ◆ Family Child Care Homes: 296

Licensed child care provider data were collected from child care resource and referral (CCR&R) agencies which are state funded community-based organizations that provide on-the-ground child care information and family support services. CCR&R agencies collect local child care supply and demand data.

For statewide and county level data, please visit our [2023 Child Care Portfolio](#).



Source: California Child Care Portfolio, California Child Care Resource & Referral Network (2023).

Note: Subsidized child care centers include those with a direct contract with a local/state/federal agency. Subsidy data do not include programs that accept vouchers.

Assembly District 13

Licensed Child Care Providers 2023

California Child Care Resource & Referral

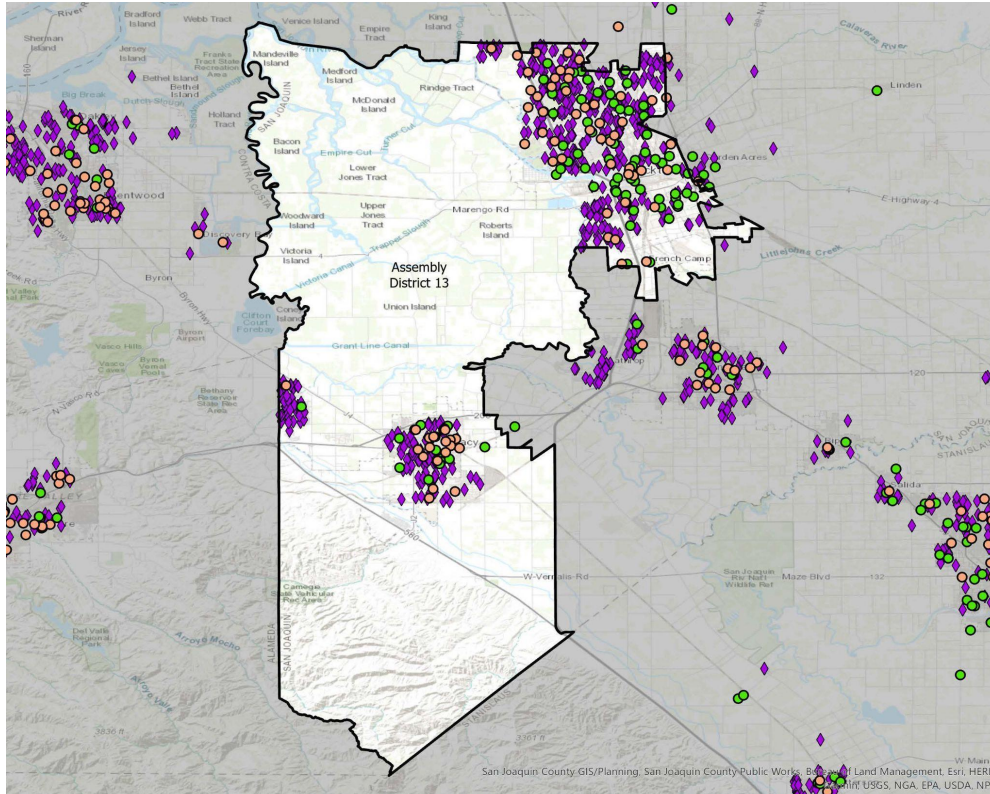
N E T W O R K

Total Number of Child Care Facilities: 613

- Non-Subsidized Child Care Centers: 73
- Subsidized Child Care Centers: 86
- ◆ Family Child Care Homes: 454

Licensed child care provider data were collected from child care resource and referral (CCR&R) agencies which are state funded community-based organizations that provide on-the-ground child care information and family support services. CCR&R agencies collect local child care supply and demand data.

For statewide and county level data, please visit our [2023 Child Care Portfolio](#).



Source: California Child Care Portfolio, California Child Care Resource & Referral Network (2023).

Note: Subsidized child care centers include those with a direct contract with a local/state/federal agency. Subsidy data do not include programs that accept vouchers.

Assembly District 14

Licensed Child Care Providers 2023

California Child Care Resource & Referral

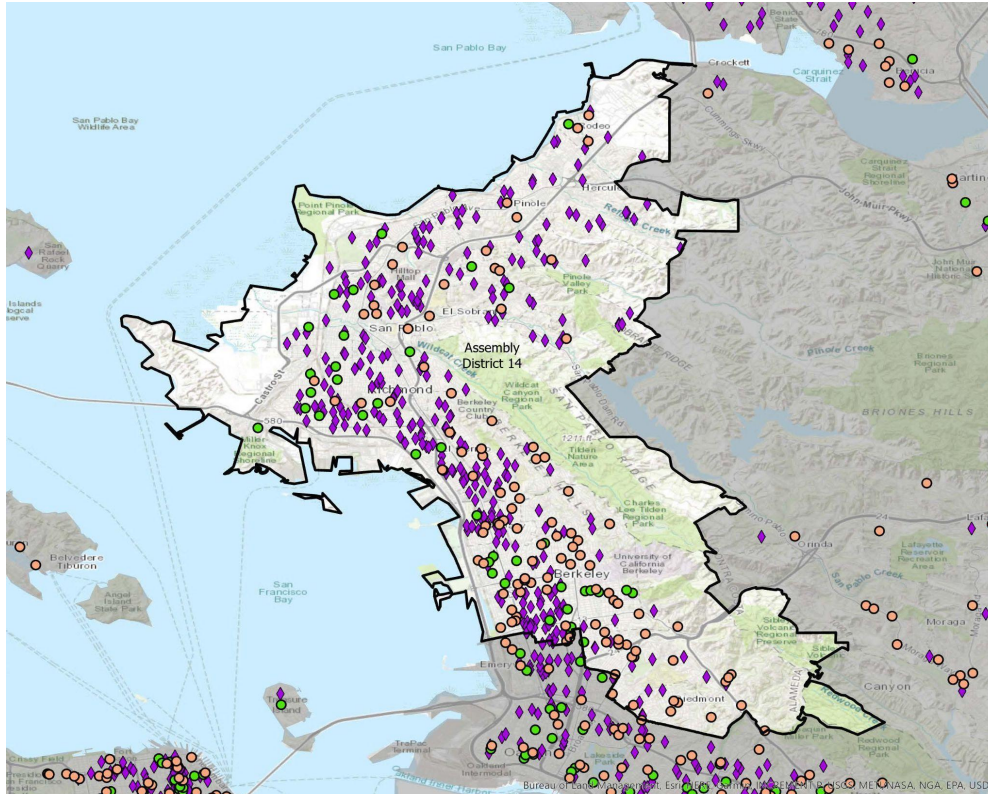
NETWORK

Total Number of Child Care Facilities: 457

- Non-Subsidized Child Care Centers: 111
- Subsidized Child Care Centers: 38
- ◆ Family Child Care Homes: 308

Licensed child care provider data were collected from child care resource and referral (CCR&R) agencies which are state funded community-based organizations that provide on-the-ground child care information and family support services. CCR&R agencies collect local child care supply and demand data.

For statewide and county level data, please visit our [2023 Child Care Portfolio](#).



Source: California Child Care Portfolio, California Child Care Resource & Referral Network (2023).

Note: Subsidized child care centers include those with a direct contract with a local/state/federal agency. Subsidy data do not include programs that accept vouchers.

Assembly District 15

Licensed Child Care Providers 2023

California Child Care Resource & Referral

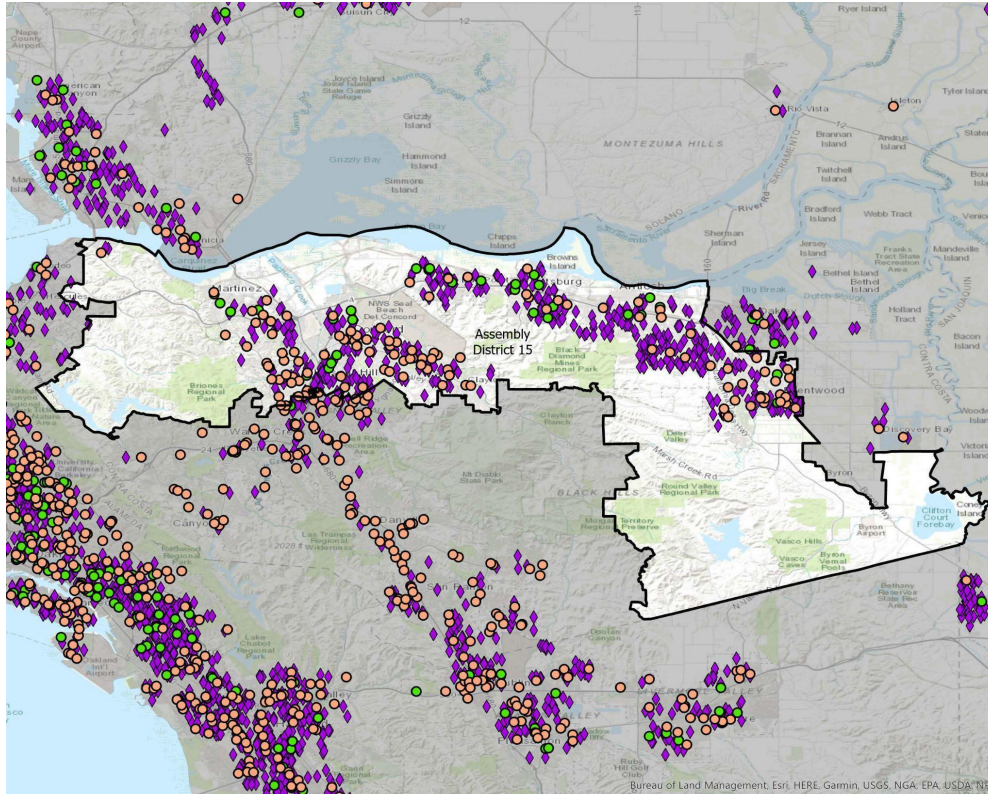
N E T W O R K

Total Number of Child Care Facilities: 545

- Non-Subsidized Child Care Centers: 117
- Subsidized Child Care Centers: 30
- ◆ Family Child Care Homes: 398

Licensed child care provider data were collected from child care resource and referral (CCR&R) agencies which are state funded community-based organizations that provide on-the-ground child care information and family support services. CCR&R agencies collect local child care supply and demand data.

For statewide and county level data, please visit our [2023 Child Care Portfolio](#).



Source: California Child Care Portfolio, California Child Care Resource & Referral Network (2023).

Note: Subsidized child care centers include those with a direct contract with a local/state/federal agency. Subsidy data do not include programs that accept vouchers.

Assembly District 16

Licensed Child Care Providers 2023

California Child Care Resource & Referral

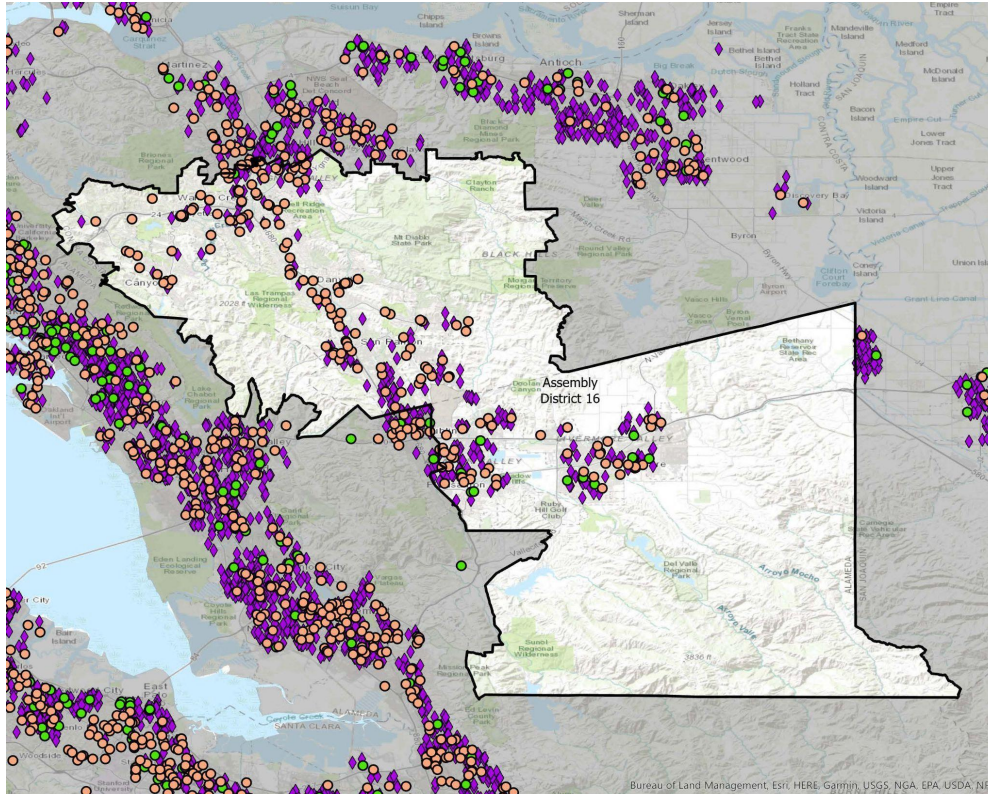
N E T W O R K

Total Number of Child Care Facilities: 390

- Non-Subsidized Child Care Centers: 163
- Subsidized Child Care Centers: 16
- ◆ Family Child Care Homes: 211

Licensed child care provider data were collected from child care resource and referral (CCR&R) agencies which are state funded community-based organizations that provide on-the-ground child care information and family support services. CCR&R agencies collect local child care supply and demand data.

For statewide and county level data, please visit our [2023 Child Care Portfolio](#).



Source: California Child Care Portfolio, California Child Care Resource & Referral Network (2023).

Note: Subsidized child care centers include those with a direct contract with a local/state/federal agency. Subsidy data do not include programs that accept vouchers.

Assembly District 17

Licensed Child Care Providers 2023

California Child Care Resource & Referral

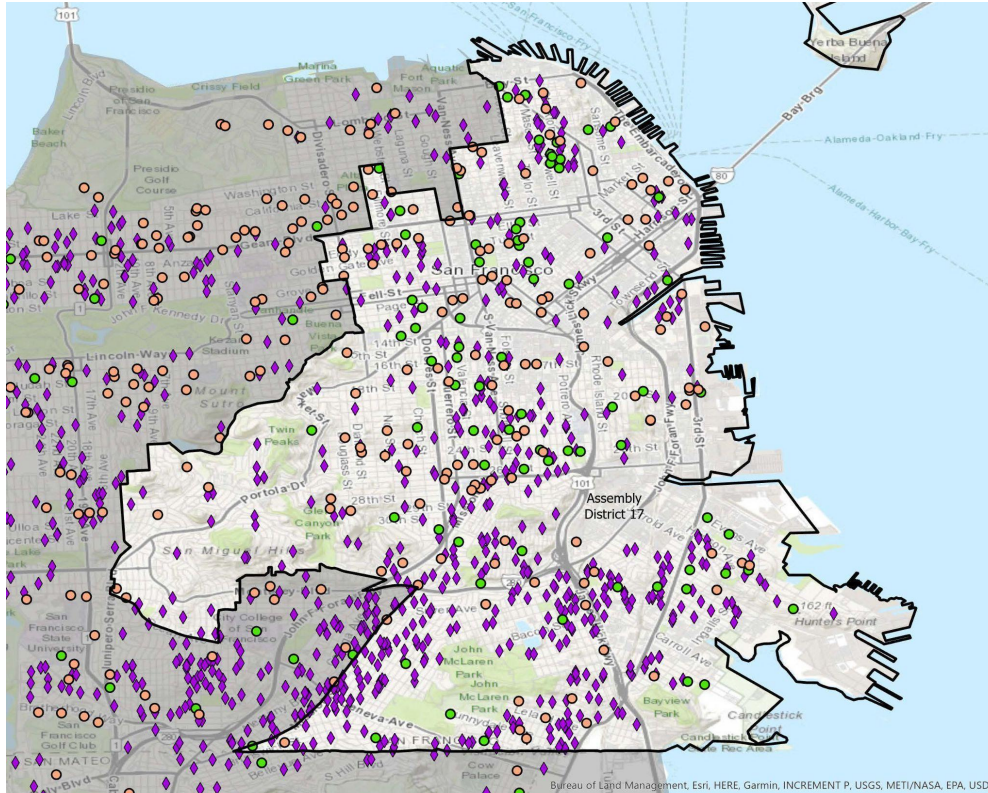
N E T W O R K

Total Number of Child Care Facilities: 764

- Non-Subsidized Child Care Centers: 138
- Subsidized Child Care Centers: 79
- ◆ Family Child Care Homes: 547

Licensed child care provider data were collected from child care resource and referral (CCR&R) agencies which are state funded community-based organizations that provide on-the-ground child care information and family support services. CCR&R agencies collect local child care supply and demand data.

For statewide and county level data, please visit our [2023 Child Care Portfolio](#).



Source: California Child Care Portfolio, California Child Care Resource & Referral Network (2023).

Note: Subsidized child care centers include those with a direct contract with a local/state/federal agency. Subsidy data do not include programs that accept vouchers.

Assembly District 18

Licensed Child Care Providers 2023

California Child Care Resource & Referral

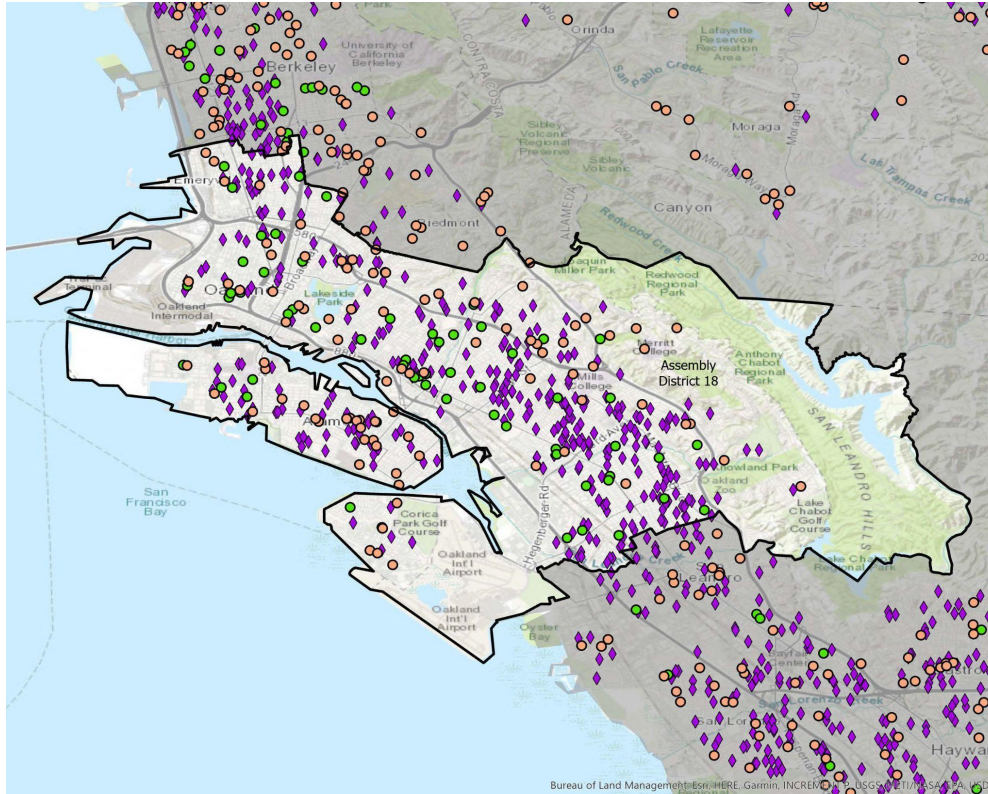
NETWORK

Total Number of Child Care Facilities: 477

- Non-Subsidized Child Care Centers: 90
- Subsidized Child Care Centers: 58
- ◆ Family Child Care Homes: 329

Licensed child care provider data were collected from child care resource and referral (CCR&R) agencies which are state funded community-based organizations that provide on-the-ground child care information and family support services. CCR&R agencies collect local child care supply and demand data.

For statewide and county level data, please visit our [2023 Child Care Portfolio](#).



Source: California Child Care Portfolio, California Child Care Resource & Referral Network (2023).

Note: Subsidized child care centers include those with a direct contract with a local/state/federal agency. Subsidy data do not include programs that accept vouchers.

Assembly District 19

Licensed Child Care Providers 2023

California Child Care Resource & Referral

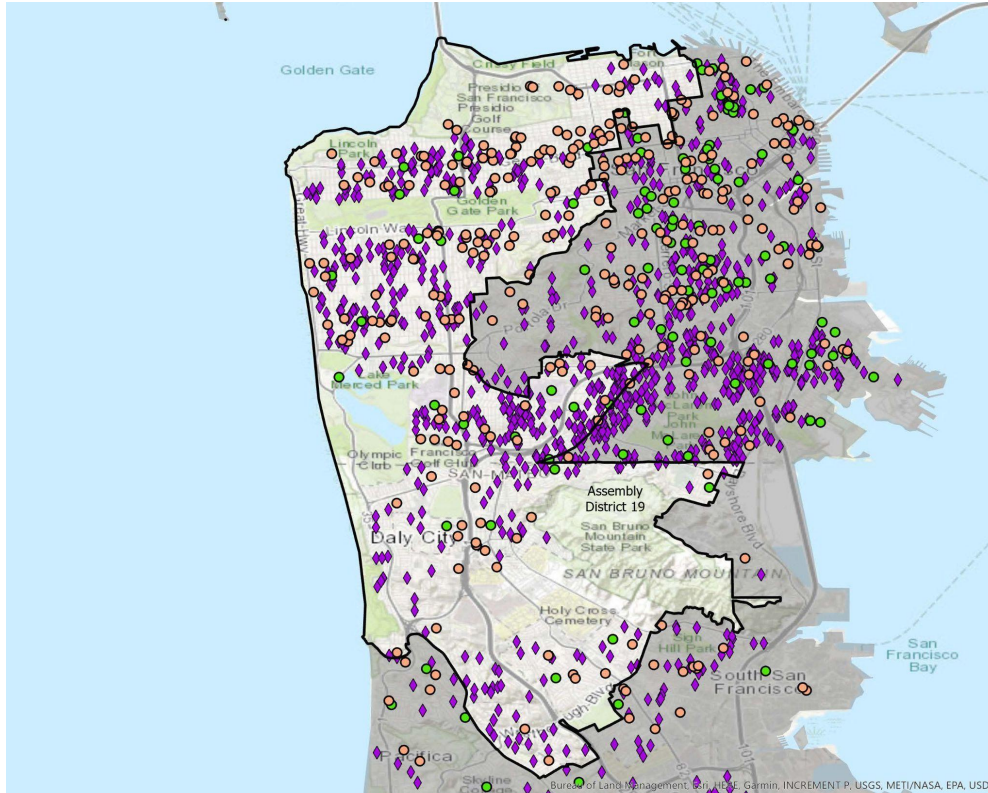
NETWORK

Total Number of Child Care Facilities: 690

- Non-Subsidized Child Care Centers: 167
- Subsidized Child Care Centers: 27
- ◆ Family Child Care Homes: 496

Licensed child care provider data were collected from child care resource and referral (CCR&R) agencies which are state funded community-based organizations that provide on-the-ground child care information and family support services. CCR&R agencies collect local child care supply and demand data.

For statewide and county level data, please visit our [2023 Child Care Portfolio](#).



Source: California Child Care Portfolio, California Child Care Resource & Referral Network (2023).

Note: Subsidized child care centers include those with a direct contract with a local/state/federal agency. Subsidy data do not include programs that accept vouchers.

Assembly District 20

Licensed Child Care Providers 2023

California Child Care Resource & Referral

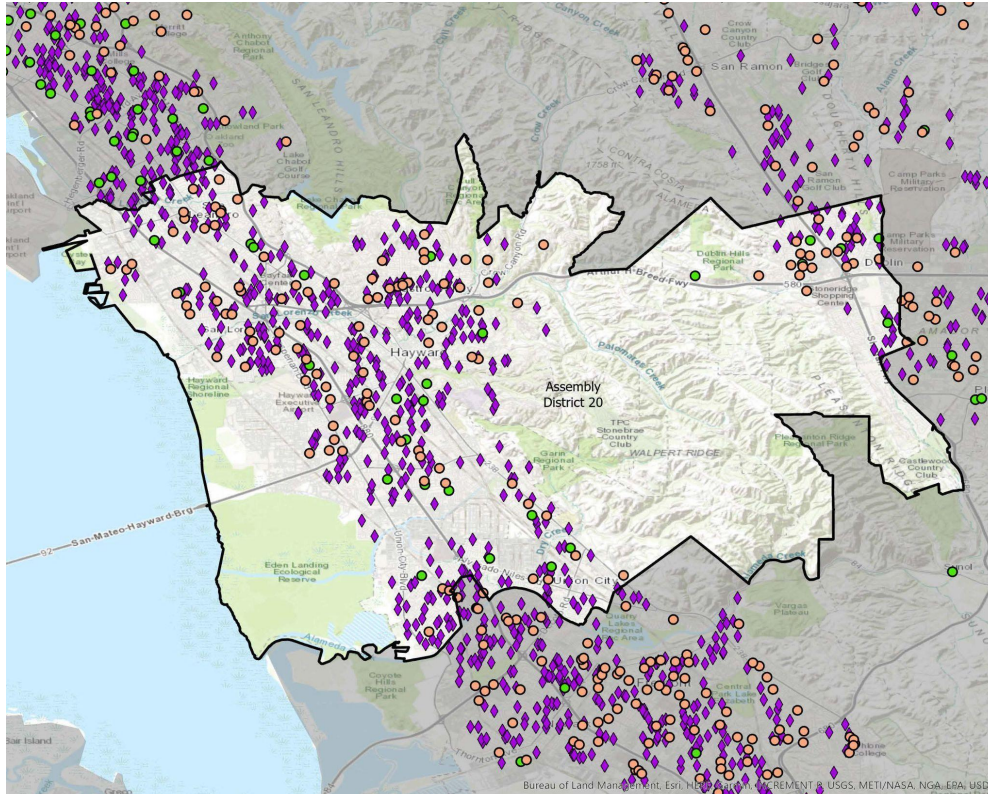
N E T W O R K

Total Number of Child Care Facilities: 587

- Non-Subsidized Child Care Centers: 116
- Subsidized Child Care Centers: 30
- ◆ Family Child Care Homes: 441

Licensed child care provider data were collected from child care resource and referral (CCR&R) agencies which are state funded community-based organizations that provide on-the-ground child care information and family support services. CCR&R agencies collect local child care supply and demand data.

For statewide and county level data, please visit our [2023 Child Care Portfolio](#).

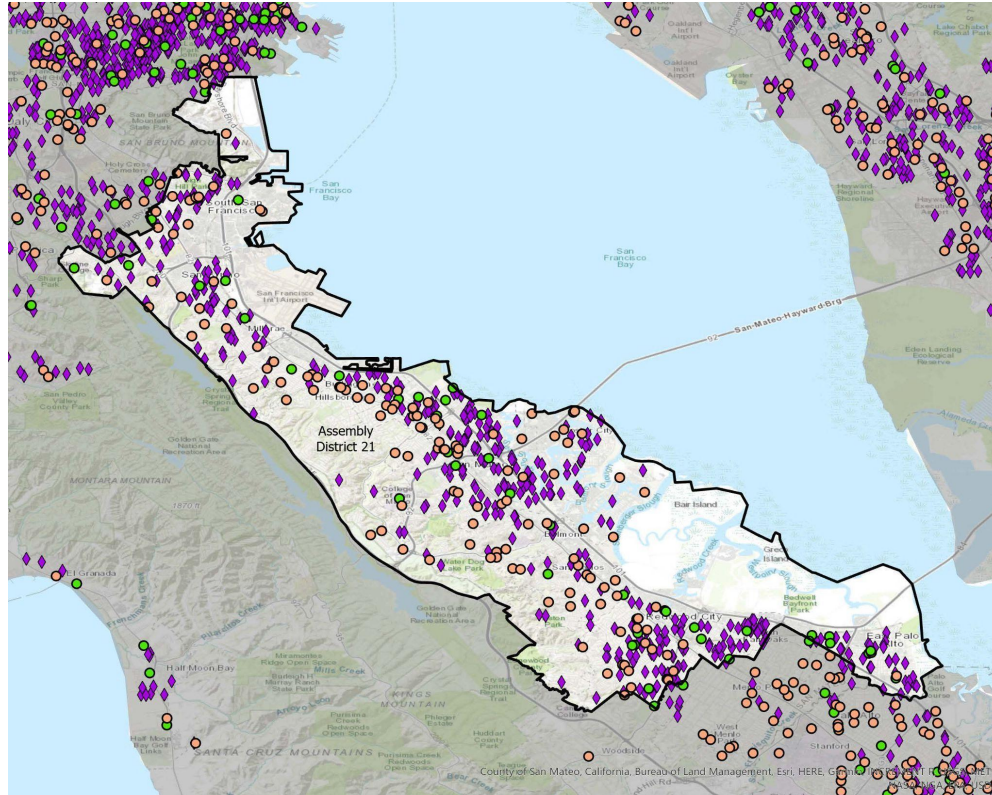


Source: California Child Care Portfolio, California Child Care Resource & Referral Network (2023).

Note: Subsidized child care centers include those with a direct contract with a local/state/federal agency. Subsidy data do not include programs that accept vouchers.

Assembly District 21

Licensed Child Care Providers 2023



California Child Care Resource & Referral

N E T W O R K

Total Number of Child Care Facilities: 568

- Non-Subsidized Child Care Centers: 138
- Subsidized Child Care Centers: 46
- ◆ Family Child Care Homes: 384

Licensed child care provider data were collected from child care resource and referral (CCR&R) agencies which are state funded community-based organizations that provide on-the-ground child care information and family support services. CCR&R agencies collect local child care supply and demand data.

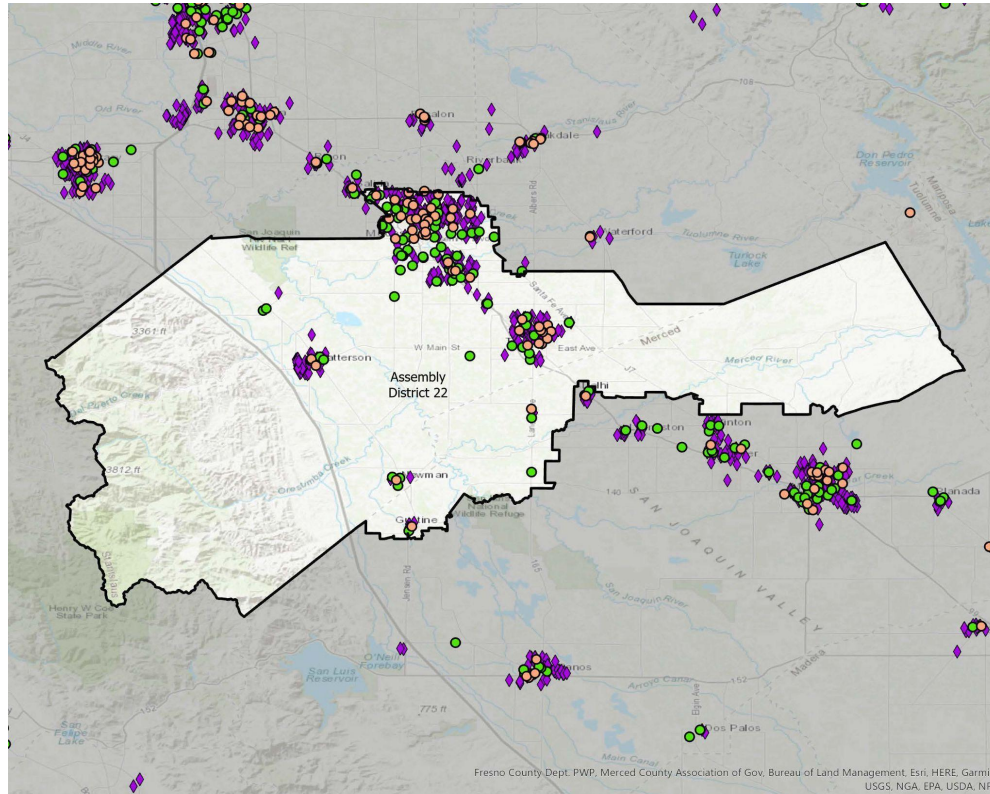
For statewide and county level data, please visit our [2023 Child Care Portfolio](#).

Source: California Child Care Portfolio, California Child Care Resource & Referral Network (2023).

Note: Subsidized child care centers include those with a direct contract with a local/state/federal agency. Subsidy data do not include programs that accept vouchers.

Assembly District 22

Licensed Child Care Providers 2023



California Child Care Resource & Referral

NETWORK

Total Number of Child Care Facilities: 377

- Non-Subsidized Child Care Centers: 48
- Subsidized Child Care Centers: 70
- ◆ Family Child Care Homes: 259

Licensed child care provider data were collected from child care resource and referral (CCR&R) agencies which are state funded community-based organizations that provide on-the-ground child care information and family support services. CCR&R agencies collect local child care supply and demand data.

For statewide and county level data, please visit our [2023 Child Care Portfolio](#).

Source: California Child Care Portfolio, California Child Care Resource & Referral Network (2023).

Note: Subsidized child care centers include those with a direct contract with a local/state/federal agency. Subsidy data do not include programs that accept vouchers.

Assembly District 23

Licensed Child Care Providers 2023

California Child Care Resource & Referral

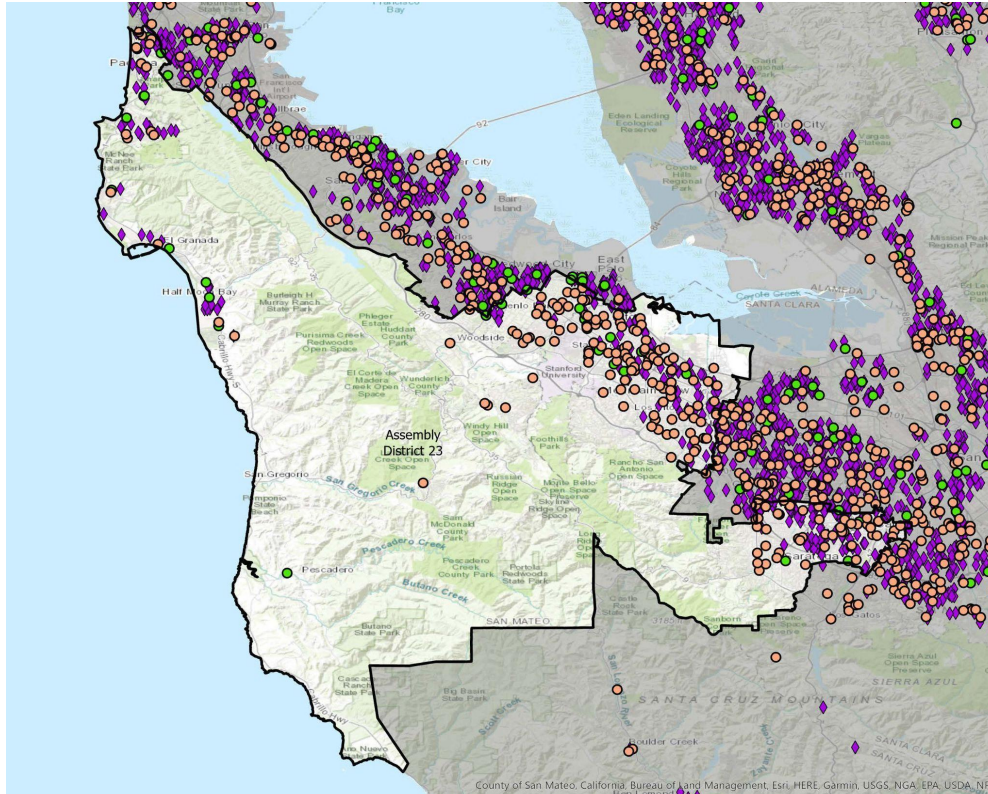
NETWORK

Total Number of Child Care Facilities: 436

- Non-Subsidized Child Care Centers: 198
- Subsidized Child Care Centers: 32
- ◆ Family Child Care Homes: 206

Licensed child care provider data were collected from child care resource and referral (CCR&R) agencies which are state funded community-based organizations that provide on-the-ground child care information and family support services. CCR&R agencies collect local child care supply and demand data.

For statewide and county level data, please visit our [2023 Child Care Portfolio](#).



Source: California Child Care Portfolio, California Child Care Resource & Referral Network (2023).

Note: Subsidized child care centers include those with a direct contract with a local/state/federal agency. Subsidy data do not include programs that accept vouchers.

Assembly District 24

Licensed Child Care Providers 2023

California Child Care Resource & Referral

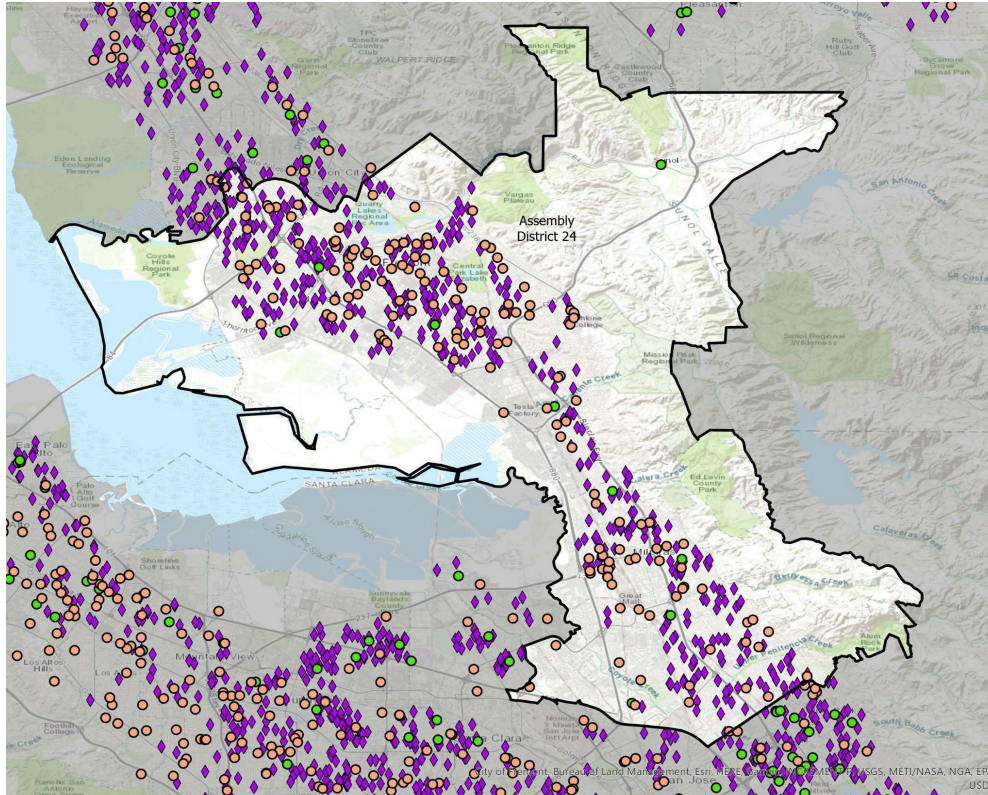
NETWORK

Total Number of Child Care Facilities: 593

- Non-Subsidized Child Care Centers: 160
- Subsidized Child Care Centers: 16
- ◆ Family Child Care Homes: 417

Licensed child care provider data were collected from child care resource and referral (CCR&R) agencies which are state funded community-based organizations that provide on-the-ground child care information and family support services. CCR&R agencies collect local child care supply and demand data.

For statewide and county level data, please visit our [2023 Child Care Portfolio](#).



Source: California Child Care Portfolio, California Child Care Resource & Referral Network (2023).

Note: Subsidized child care centers include those with a direct contract with a local/state/federal agency. Subsidy data do not include programs that accept vouchers.

Assembly District 25

Licensed Child Care Providers 2023

California Child Care Resource & Referral

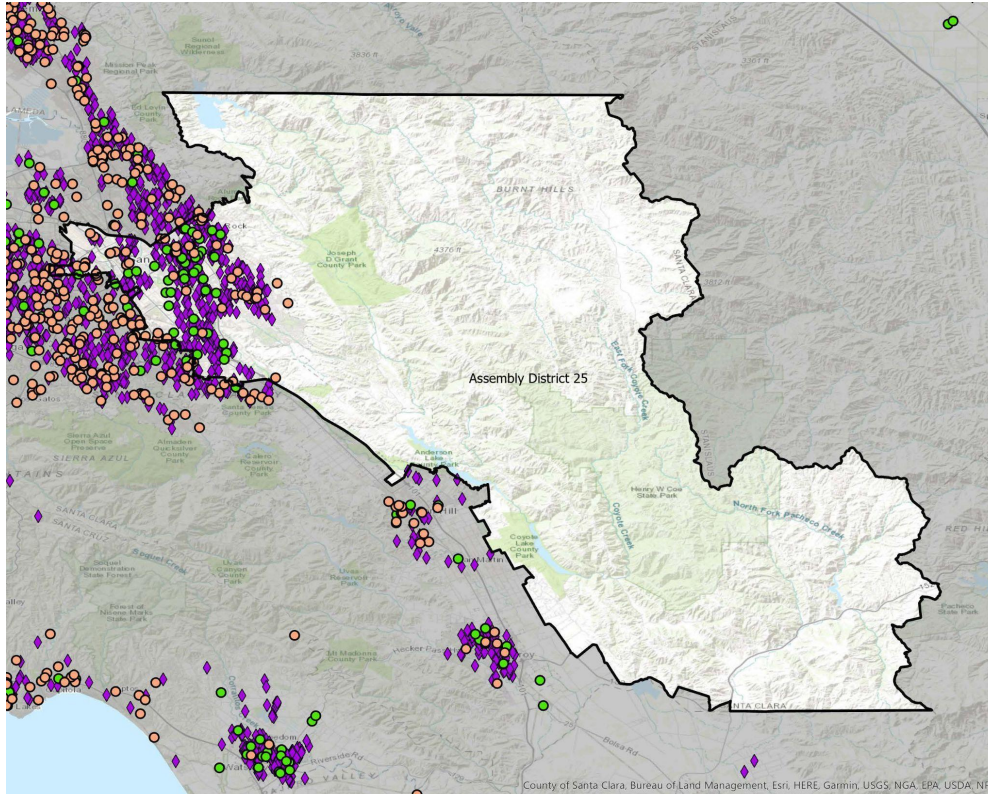
N E T W O R K

Total Number of Child Care Facilities: 410

- Non-Subsidized Child Care Centers: 52
- Subsidized Child Care Centers: 45
- ◆ Family Child Care Homes: 313

Licensed child care provider data were collected from child care resource and referral (CCR&R) agencies which are state funded community-based organizations that provide on-the-ground child care information and family support services. CCR&R agencies collect local child care supply and demand data.

For statewide and county level data, please visit our [2023 Child Care Portfolio](#).



Source: California Child Care Portfolio, California Child Care Resource & Referral Network (2023).

Note: Subsidized child care centers include those with a direct contract with a local/state/federal agency. Subsidy data do not include programs that accept vouchers.

Assembly District 26

Licensed Child Care Providers 2023

California Child Care Resource & Referral

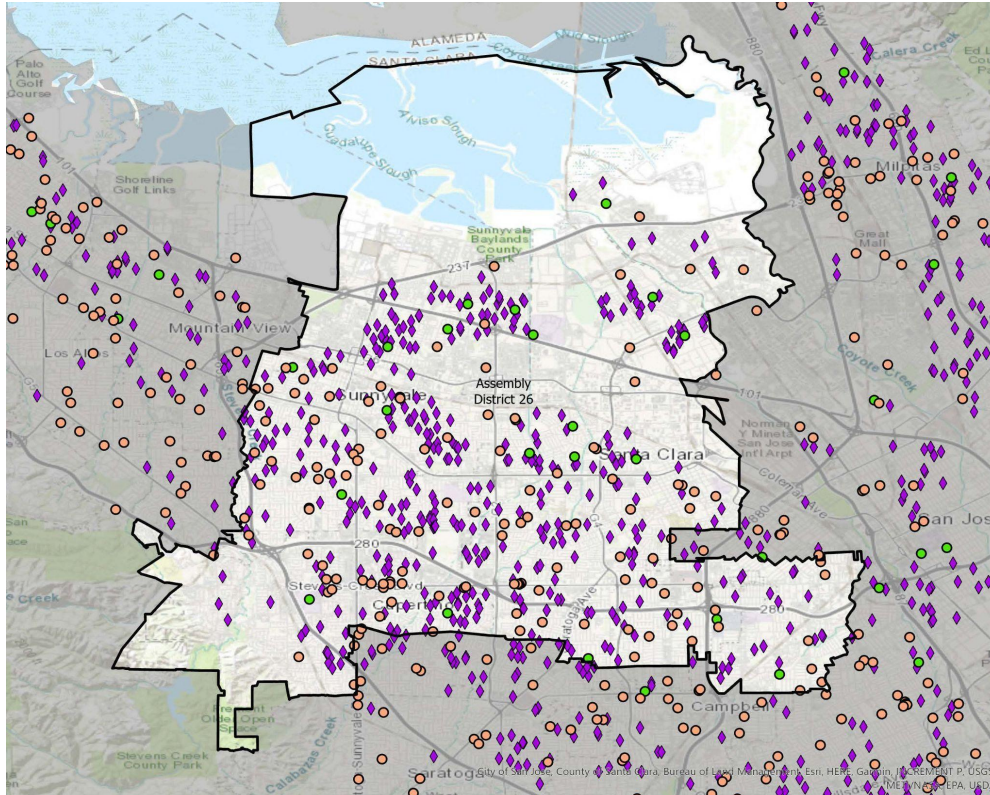
N E T W O R K

Total Number of Child Care Facilities: 534

- Non-Subsidized Child Care Centers: 126
- Subsidized Child Care Centers: 24
- ◆ Family Child Care Homes: 384

Licensed child care provider data were collected from child care resource and referral (CCR&R) agencies which are state funded community-based organizations that provide on-the-ground child care information and family support services. CCR&R agencies collect local child care supply and demand data.

For statewide and county level data, please visit our [2023 Child Care Portfolio](#).



Source: California Child Care Portfolio, California Child Care Resource & Referral Network (2023).

Note: Subsidized child care centers include those with a direct contract with a local/state/federal agency. Subsidy data do not include programs that accept vouchers.

Assembly District 27

Licensed Child Care Providers 2023

California Child Care Resource & Referral

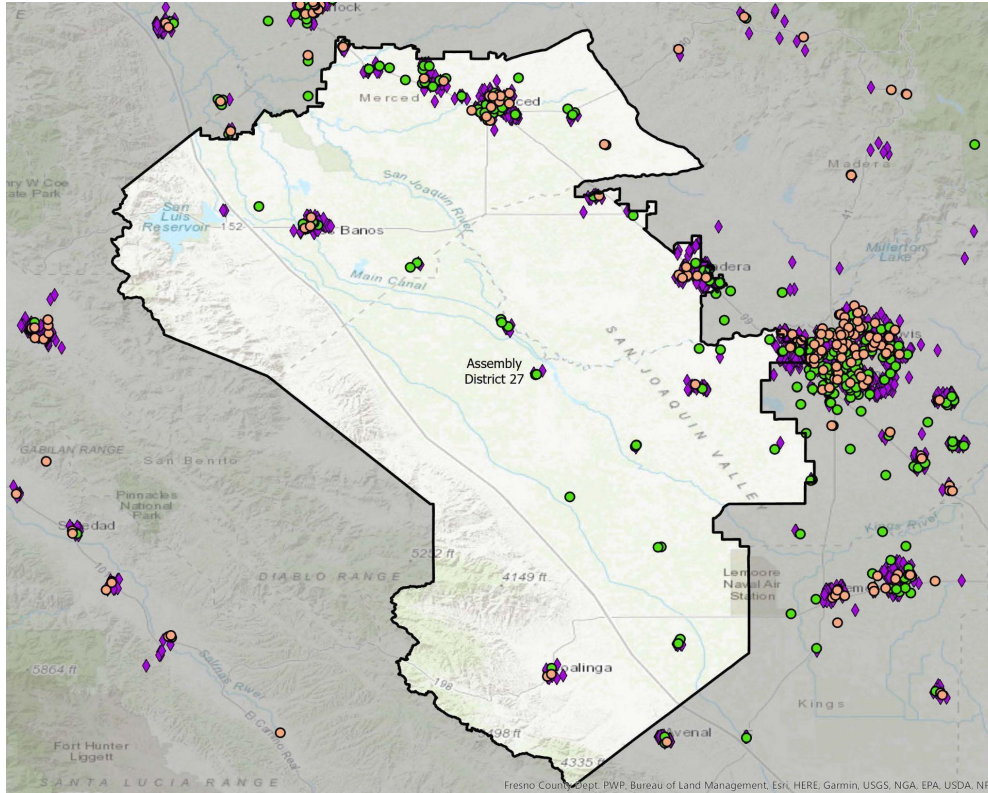
NETWORK

Total Number of Child Care Facilities: 516

- Non-Subsidized Child Care Centers: 34
- Subsidized Child Care Centers: 94
- ◆ Family Child Care Homes: 388

Licensed child care provider data were collected from child care resource and referral (CCR&R) agencies which are state funded community-based organizations that provide on-the-ground child care information and family support services. CCR&R agencies collect local child care supply and demand data.

For statewide and county level data, please visit our [2023 Child Care Portfolio](#).



Source: California Child Care Portfolio, California Child Care Resource & Referral Network (2023).

Note: Subsidized child care centers include those with a direct contract with a local/state/federal agency. Subsidy data do not include programs that accept vouchers.

Assembly District 28

Licensed Child Care Providers 2023

California Child Care Resource & Referral

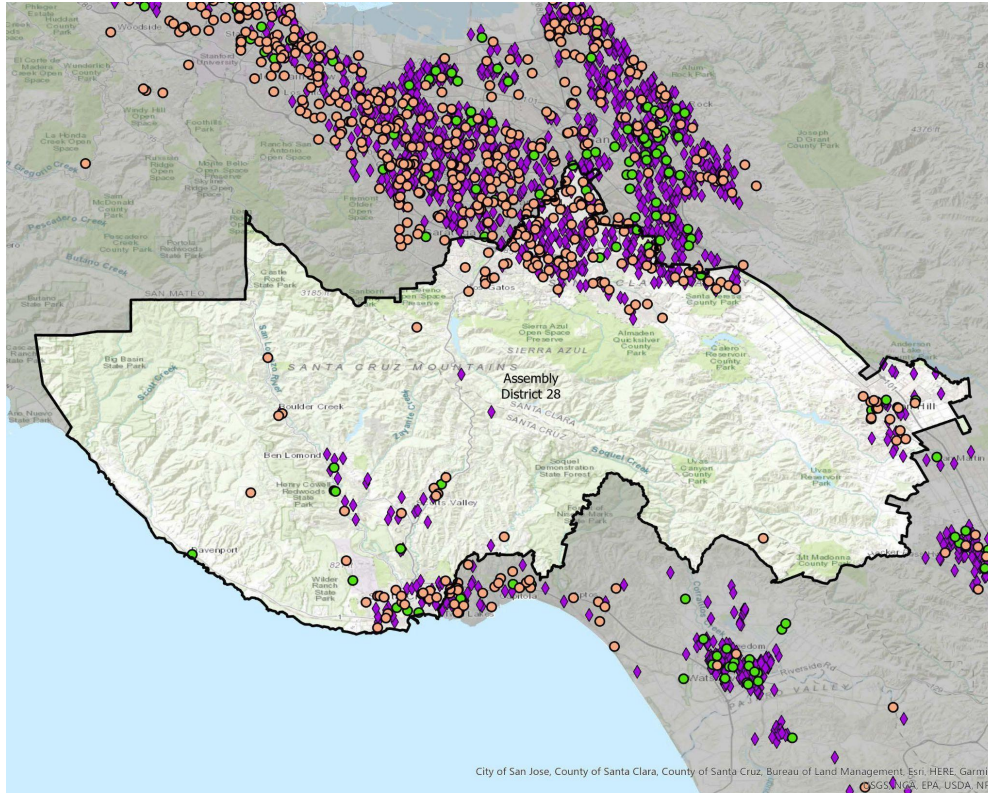
NETWORK

Total Number of Child Care Facilities: 417

- Non-Subsidized Child Care Centers: 153
- Subsidized Child Care Centers: 23
- ◆ Family Child Care Homes: 241

Licensed child care provider data were collected from child care resource and referral (CCR&R) agencies which are state funded community-based organizations that provide on-the-ground child care information and family support services. CCR&R agencies collect local child care supply and demand data.

For statewide and county level data, please visit our [2023 Child Care Portfolio](#).



Source: California Child Care Portfolio, California Child Care Resource & Referral Network (2023).

Note: Subsidized child care centers include those with a direct contract with a local/state/federal agency. Subsidy data do not include programs that accept vouchers.

Assembly District 29

Licensed Child Care Providers 2023

California Child Care Resource & Referral

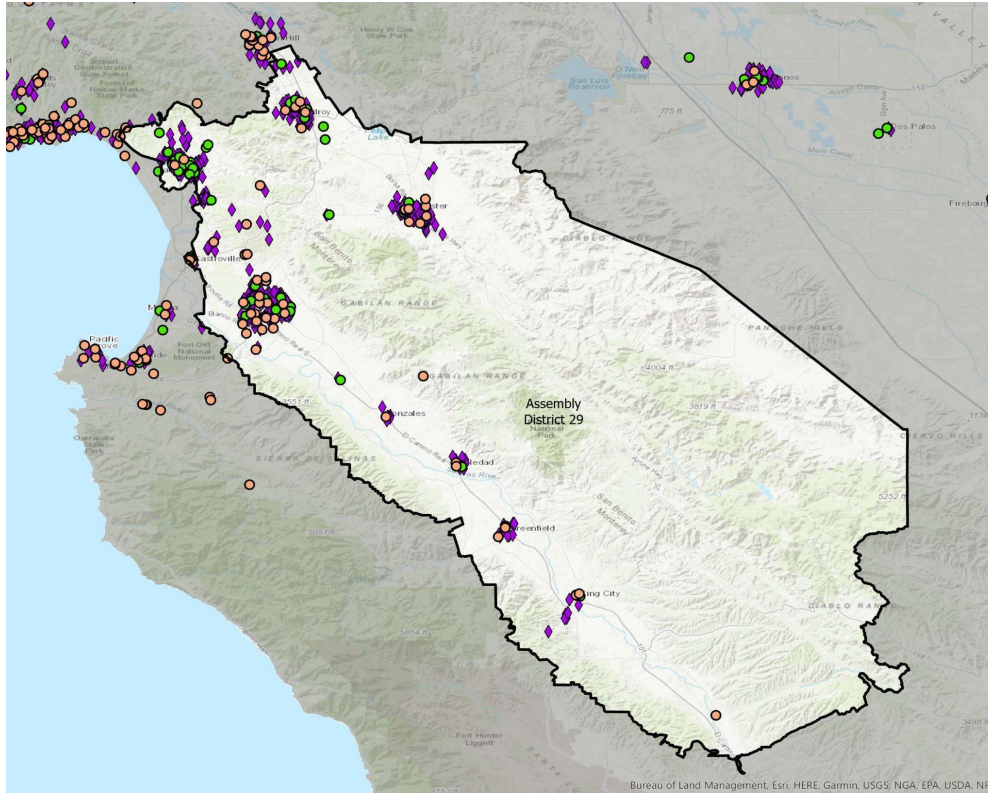
NETWORK

Total Number of Child Care Facilities: 715

- Non-Subsidized Child Care Centers: 57
- Subsidized Child Care Centers: 69
- ◆ Family Child Care Homes: 589

Licensed child care provider data were collected from child care resource and referral (CCR&R) agencies which are state funded community-based organizations that provide on-the-ground child care information and family support services. CCR&R agencies collect local child care supply and demand data.

For statewide and county level data, please visit our [2023 Child Care Portfolio](#).



Source: California Child Care Portfolio, California Child Care Resource & Referral Network (2023).

Note: Subsidized child care centers include those with a direct contract with a local/state/federal agency. Subsidy data do not include programs that accept vouchers.

Assembly District 30

Licensed Child Care Providers 2023

California Child Care Resource & Referral

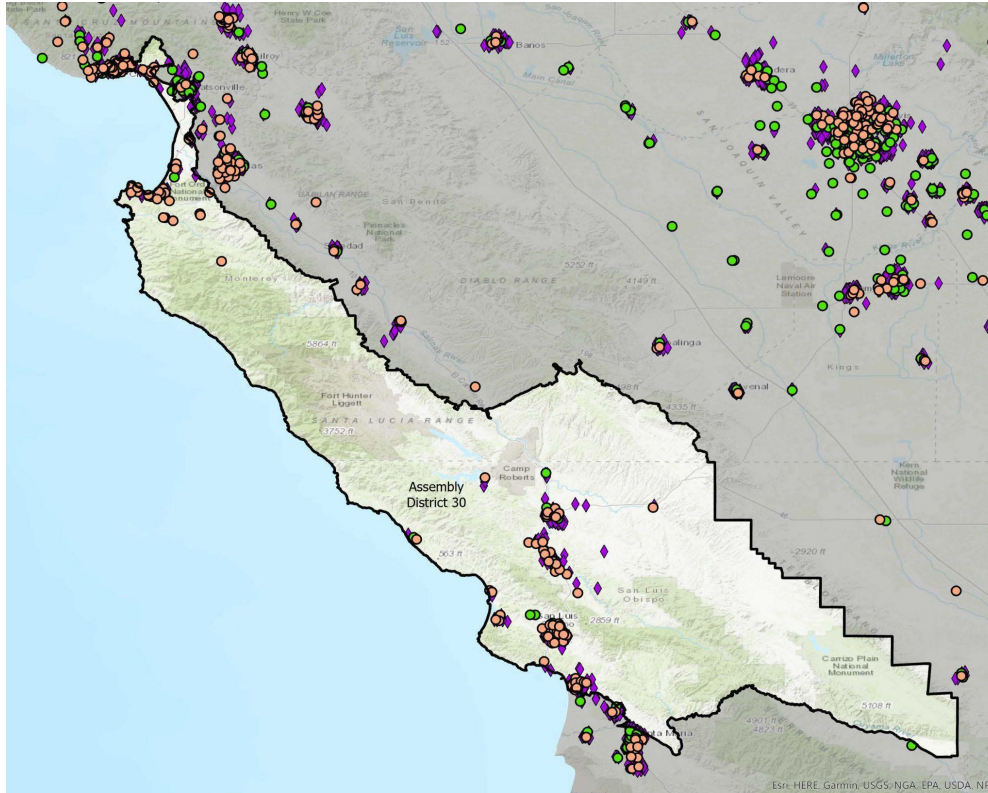
NETWORK

Total Number of Child Care Facilities: 417

- Non-Subsidized Child Care Centers: 128
- Subsidized Child Care Centers: 35
- ◆ Family Child Care Homes: 255

Licensed child care provider data were collected from child care resource and referral (CCR&R) agencies which are state funded community-based organizations that provide on-the-ground child care information and family support services. CCR&R agencies collect local child care supply and demand data.

For statewide and county level data, please visit our [2023 Child Care Portfolio](#).



Source: California Child Care Portfolio, California Child Care Resource & Referral Network (2023).

Note: Subsidized child care centers include those with a direct contract with a local/state/federal agency. Subsidy data do not include programs that accept vouchers.

Assembly District 31

Licensed Child Care Providers 2023

California Child Care Resource & Referral

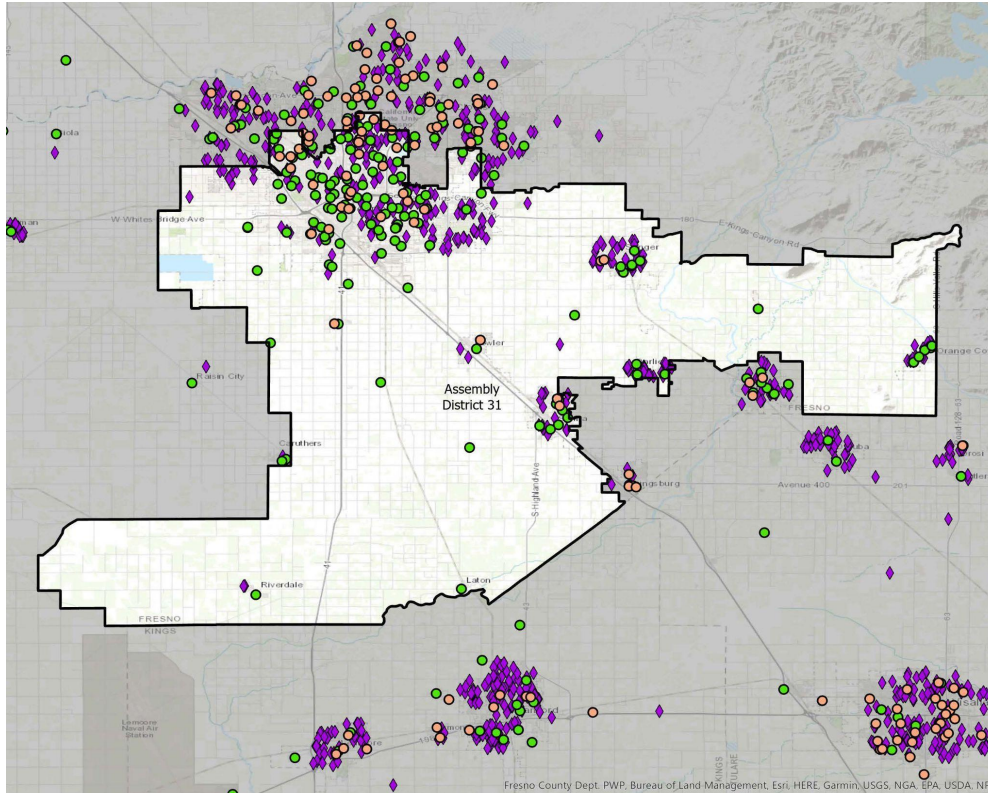
N E T W O R K

Total Number of Child Care Facilities: 388

- Non-Subsidized Child Care Centers: 32
- Subsidized Child Care Centers: 121
- ◆ Family Child Care Homes: 235

Licensed child care provider data were collected from child care resource and referral (CCR&R) agencies which are state funded community-based organizations that provide on-the-ground child care information and family support services. CCR&R agencies collect local child care supply and demand data.

For statewide and county level data, please visit our [2023 Child Care Portfolio](#).



Source: California Child Care Portfolio, California Child Care Resource & Referral Network (2023).

Note: Subsidized child care centers include those with a direct contract with a local/state/federal agency. Subsidy data do not include programs that accept vouchers.

Assembly District 32

Licensed Child Care Providers 2023

California Child Care Resource & Referral

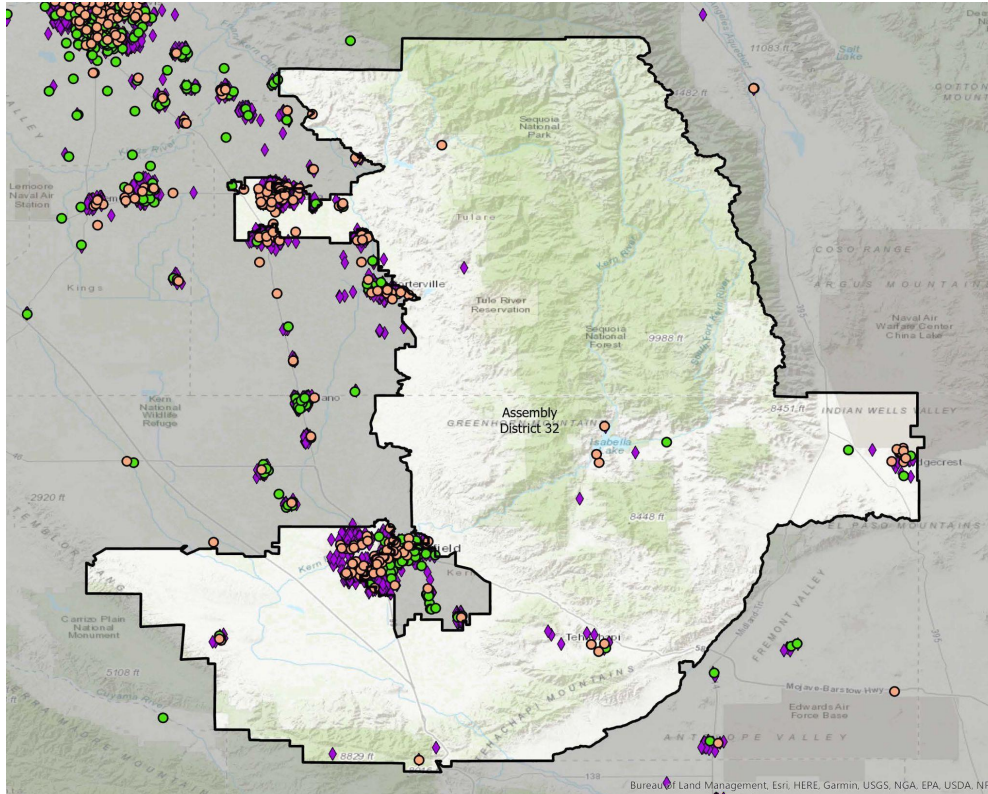
N E T W O R K

Total Number of Child Care Facilities: 392

- Non-Subsidized Child Care Centers: 76
- Subsidized Child Care Centers: 19
- ◆ Family Child Care Homes: 297

Licensed child care provider data were collected from child care resource and referral (CCR&R) agencies which are state funded community-based organizations that provide on-the-ground child care information and family support services. CCR&R agencies collect local child care supply and demand data.

For statewide and county level data, please visit our [2023 Child Care Portfolio](#).

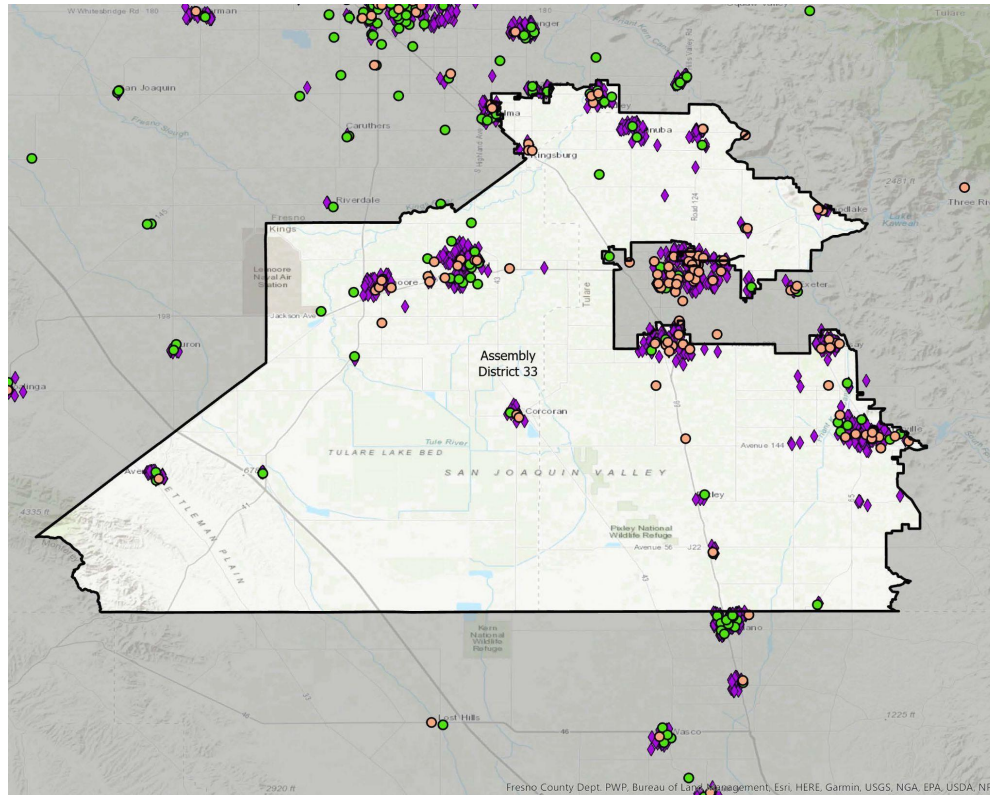


Source: California Child Care Portfolio, California Child Care Resource & Referral Network (2023).

Note: Subsidized child care centers include those with a direct contract with a local/state/federal agency. Subsidy data do not include programs that accept vouchers.

Licensed Child Care Providers 2023

NETWORK



Total Number of Child Care Facilities: 686

- Non-Subsidized Child Care Centers: 70
- Subsidized Child Care Centers: 54
- ◆ Family Child Care Homes: 562

Licensed child care provider data were collected from child care resource and referral (CCR&R) agencies which are state funded community-based organizations that provide on-the-ground child care information and family support services. CCR&R agencies collect local child care supply and demand data.

For statewide and county level data, please visit our [2023 Child Care Portfolio](#).

Source: California Child Care Portfolio, California Child Care Resource & Referral Network (2023).

Note: Subsidized child care centers include those with a direct contract with a local/state/federal agency. Subsidy data do not include programs that accept vouchers.

Assembly District 34

Licensed Child Care Providers 2023

California Child Care Resource & Referral

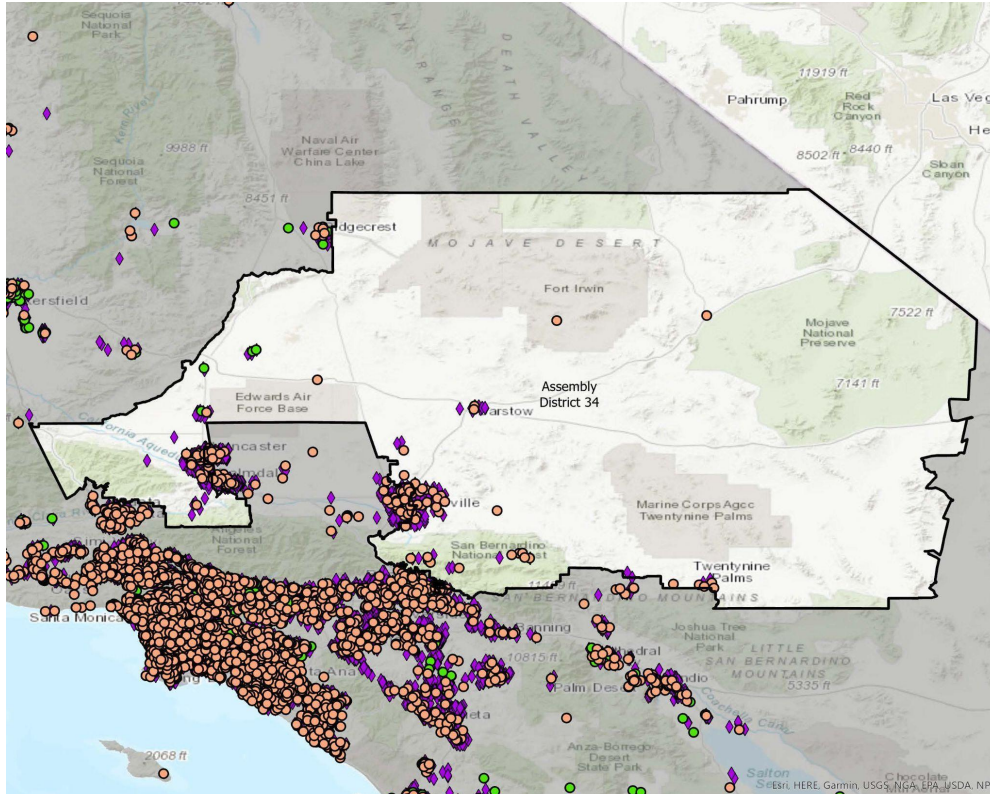
N E T W O R K

Total Number of Child Care Facilities: 349

- Non-Subsidized Child Care Centers: 74
- Subsidized Child Care Centers: 4
- ◆ Family Child Care Homes: 271

Licensed child care provider data were collected from child care resource and referral (CCR&R) agencies which are state funded community-based organizations that provide on-the-ground child care information and family support services. CCR&R agencies collect local child care supply and demand data.

For statewide and county level data, please visit our [2023 Child Care Portfolio](#).



Source: California Child Care Portfolio, California Child Care Resource & Referral Network (2023).

Note: Subsidized child care centers include those with a direct contract with a local/state/federal agency. Subsidy data do not include programs that accept vouchers.

Assembly District 35

Licensed Child Care Providers 2023

California Child Care Resource & Referral

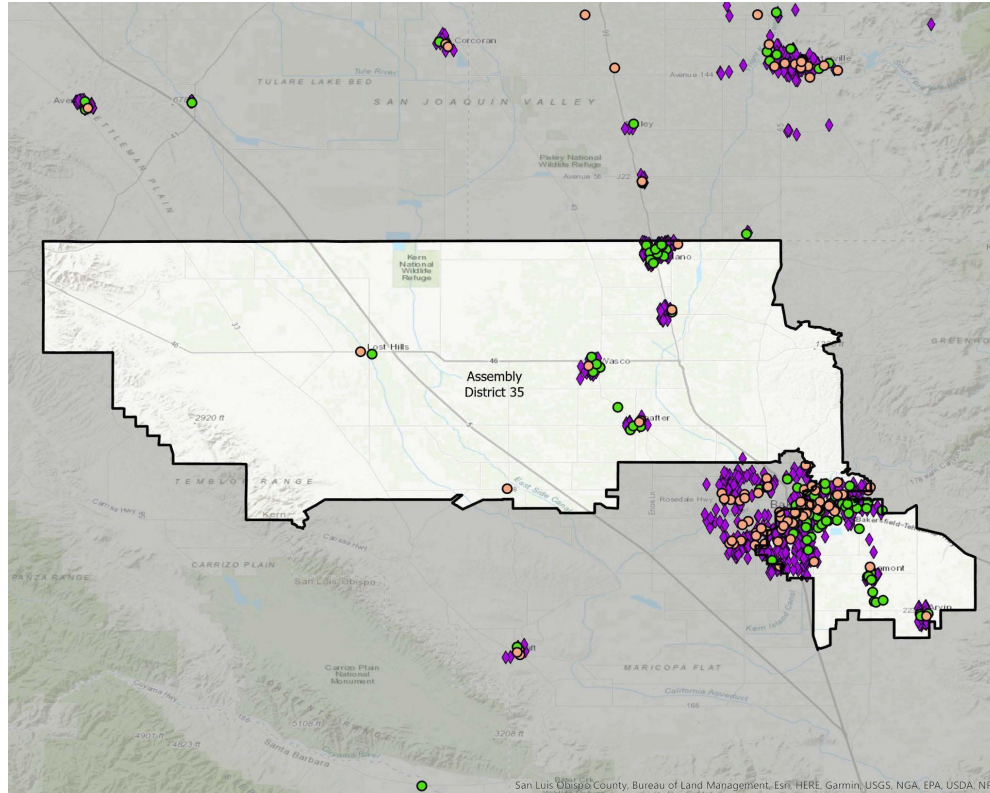
N E T W O R K

Total Number of Child Care Facilities: 535

- Non-Subsidized Child Care Centers: 34
- Subsidized Child Care Centers: 83
- ◆ Family Child Care Homes: 418

Licensed child care provider data were collected from child care resource and referral (CCR&R) agencies which are state funded community-based organizations that provide on-the-ground child care information and family support services. CCR&R agencies collect local child care supply and demand data.

For statewide and county level data, please visit our [2023 Child Care Portfolio](#).



Source: California Child Care Portfolio, California Child Care Resource & Referral Network (2023).

Note: Subsidized child care centers include those with a direct contract with a local/state/federal agency. Subsidy data do not include programs that accept vouchers.

Assembly District 36

Licensed Child Care Providers 2023

California Child Care Resource & Referral

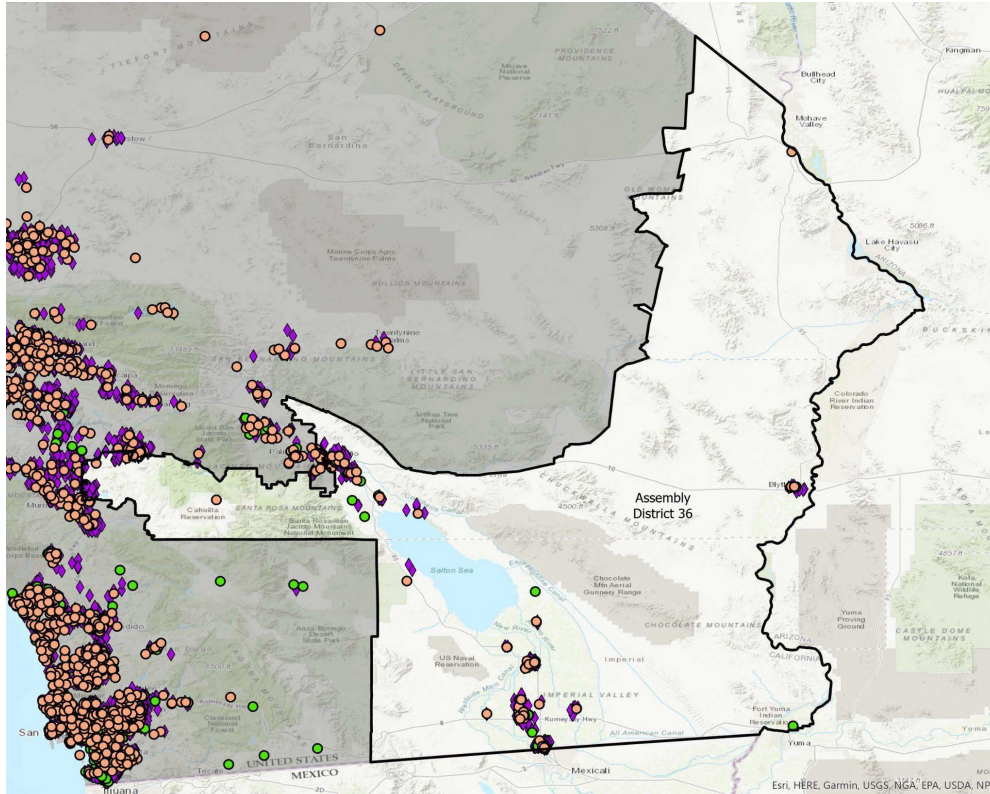
NETWORK

Total Number of Child Care Facilities: 596

- Non-Subsidized Child Care Centers: 67
- Subsidized Child Care Centers: 22
- Family Child Care Homes: 507

Licensed child care provider data were collected from child care resource and referral (CCR&R) agencies which are state funded community-based organizations that provide on-the-ground child care information and family support services. CCR&R agencies collect local child care supply and demand data.

For statewide and county level data, please visit our [2023 Child Care Portfolio](#).



Source: California Child Care Portfolio, California Child Care Resource & Referral Network (2023).

Note: Subsidized child care centers include those with a direct contract with a local/state/federal agency. Subsidy data do not include programs that accept vouchers.

Assembly District 37

Licensed Child Care Providers 2023

California Child Care Resource & Referral

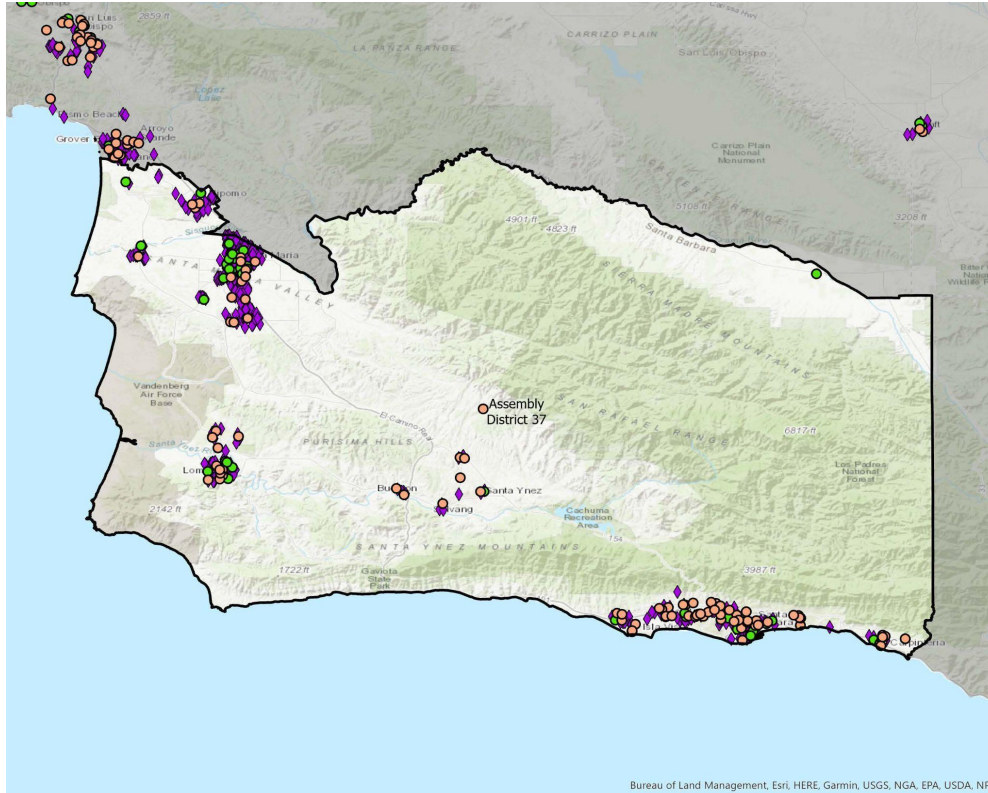
NETWORK

Total Number of Child Care Facilities: 602

- Non-Subsidized Child Care Centers: 97
- Subsidized Child Care Centers: 58
- ◆ Family Child Care Homes: 450

Licensed child care provider data were collected from child care resource and referral (CCR&R) agencies which are state funded community-based organizations that provide on-the-ground child care information and family support services. CCR&R agencies collect local child care supply and demand data.

For statewide and county level data, please visit our [2023 Child Care Portfolio](#).



Source: California Child Care Portfolio, California Child Care Resource & Referral Network (2023).

Note: Subsidized child care centers include those with a direct contract with a local/state/federal agency. Subsidy data do not include programs that accept vouchers.

Assembly District 38

Licensed Child Care Providers 2023

California Child Care Resource & Referral

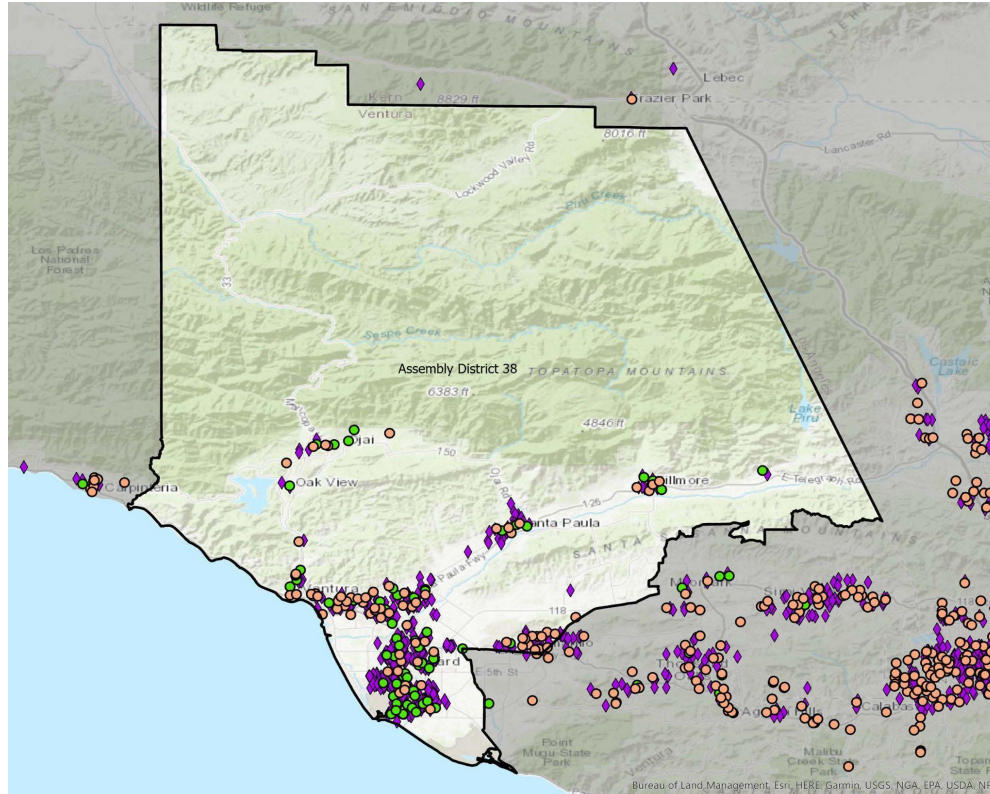
NETWORK

Total Number of Child Care Facilities: 566

- Non-Subsidized Child Care Centers: 77
- Subsidized Child Care Centers: 71
- Family Child Care Homes: 418

Licensed child care provider data were collected from child care resource and referral (CCR&R) agencies which are state funded community-based organizations that provide on-the-ground child care information and family support services. CCR&R agencies collect local child care supply and demand data.

For statewide and county level data, please visit our [2023 Child Care Portfolio](#).



Source: California Child Care Portfolio, California Child Care Resource & Referral Network (2023).

Note: Subsidized child care centers include those with a direct contract with a local/state/federal agency. Subsidy data do not include programs that accept vouchers.

Assembly District 39

Licensed Child Care Providers 2023

California Child Care Resource & Referral

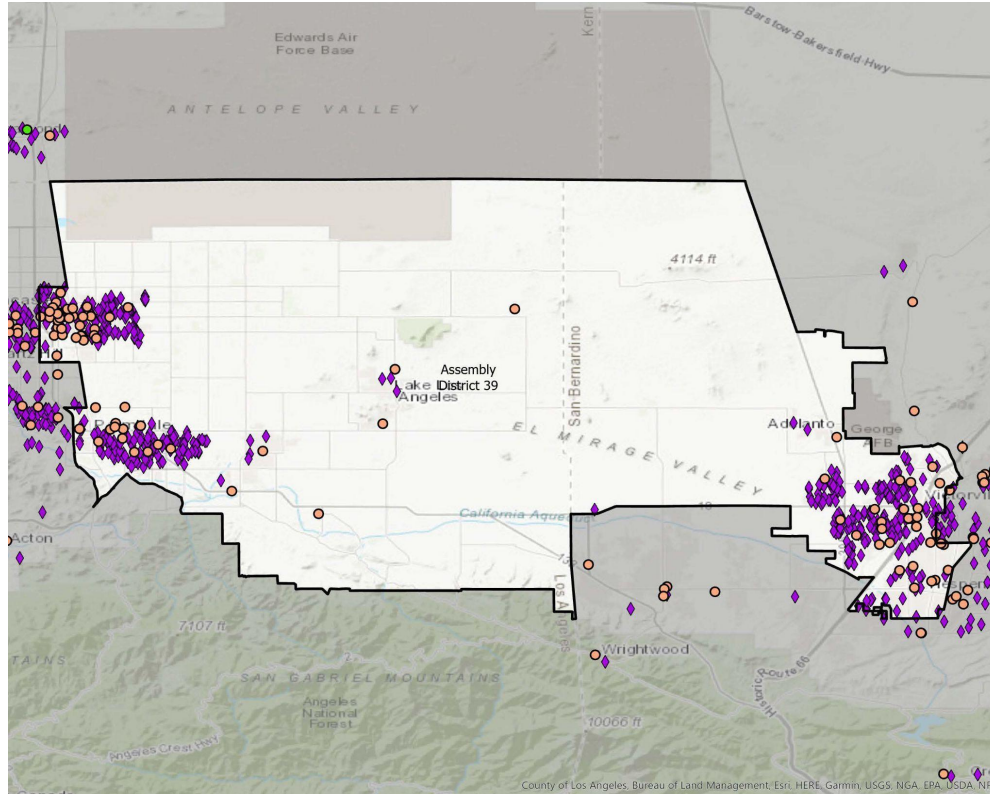
NETWORK

Total Number of Child Care Facilities: 557

- Non-Subsidized Child Care Centers: 95
- Subsidized Child Care Centers: 0
- ◆ Family Child Care Homes: 462

Licensed child care provider data were collected from child care resource and referral (CCR&R) agencies which are state funded community-based organizations that provide on-the-ground child care information and family support services. CCR&R agencies collect local child care supply and demand data.

For statewide and county level data, please visit our [2023 Child Care Portfolio](#).



Source: California Child Care Portfolio, California Child Care Resource & Referral Network (2023).

Note: Subsidized child care centers include those with a direct contract with a local/state/federal agency. Subsidy data do not include programs that accept vouchers.

Assembly District 40

Licensed Child Care Providers 2023

California Child Care Resource & Referral

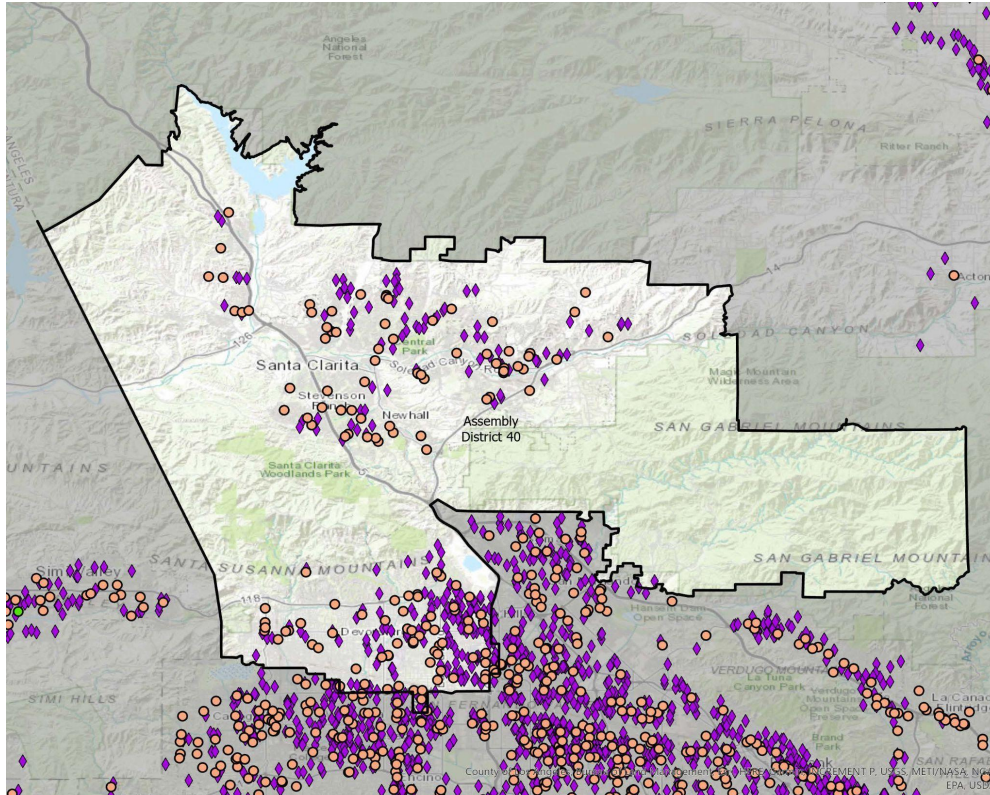
N E T W O R K

Total Number of Child Care Facilities: 386

- Non-Subsidized Child Care Centers: 160
- Subsidized Child Care Centers: 0
- ◆ Family Child Care Homes: 226

Licensed child care provider data were collected from child care resource and referral (CCR&R) agencies which are state funded community-based organizations that provide on-the-ground child care information and family support services. CCR&R agencies collect local child care supply and demand data.

For statewide and county level data, please visit our [2023 Child Care Portfolio](#).



Source: California Child Care Portfolio, California Child Care Resource & Referral Network (2023).

Note: Subsidized child care centers include those with a direct contract with a local/state/federal agency. Subsidy data do not include programs that accept vouchers.

Assembly District 41

Licensed Child Care Providers 2023

California Child Care Resource & Referral

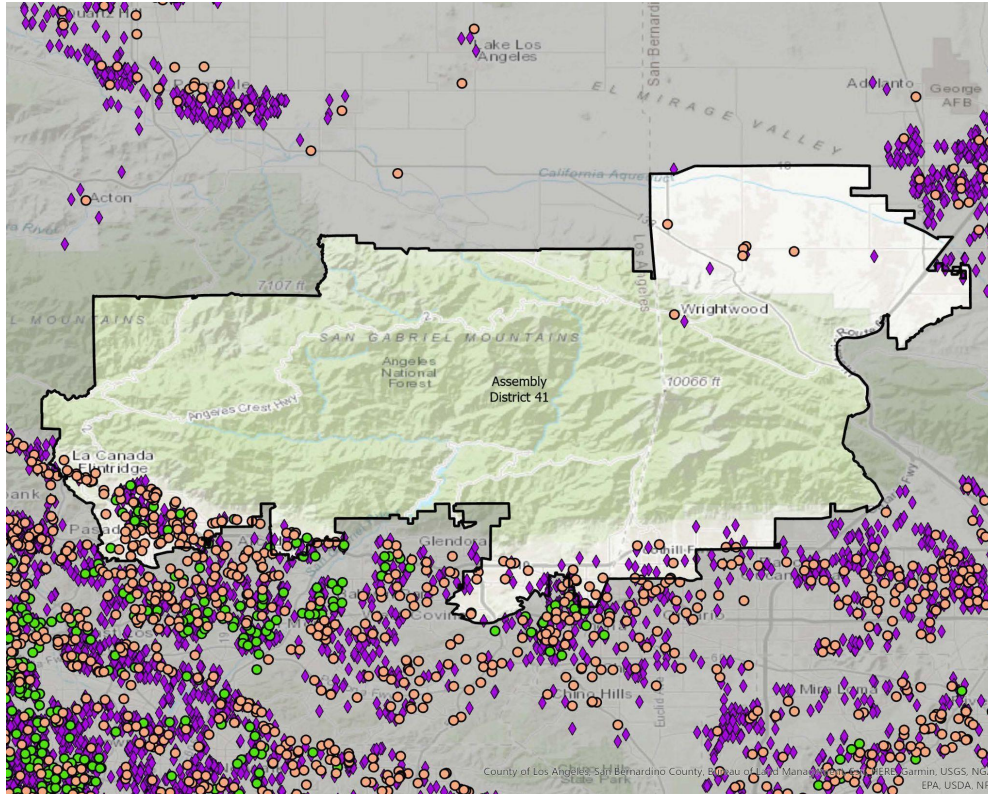
N E T W O R K

Total Number of Child Care Facilities: 275

- Non-Subsidized Child Care Centers: 121
- Subsidized Child Care Centers: 22
- ◆ Family Child Care Homes: 132

Licensed child care provider data were collected from child care resource and referral (CCR&R) agencies which are state funded community-based organizations that provide on-the-ground child care information and family support services. CCR&R agencies collect local child care supply and demand data.

For statewide and county level data, please visit our [2023 Child Care Portfolio](#).

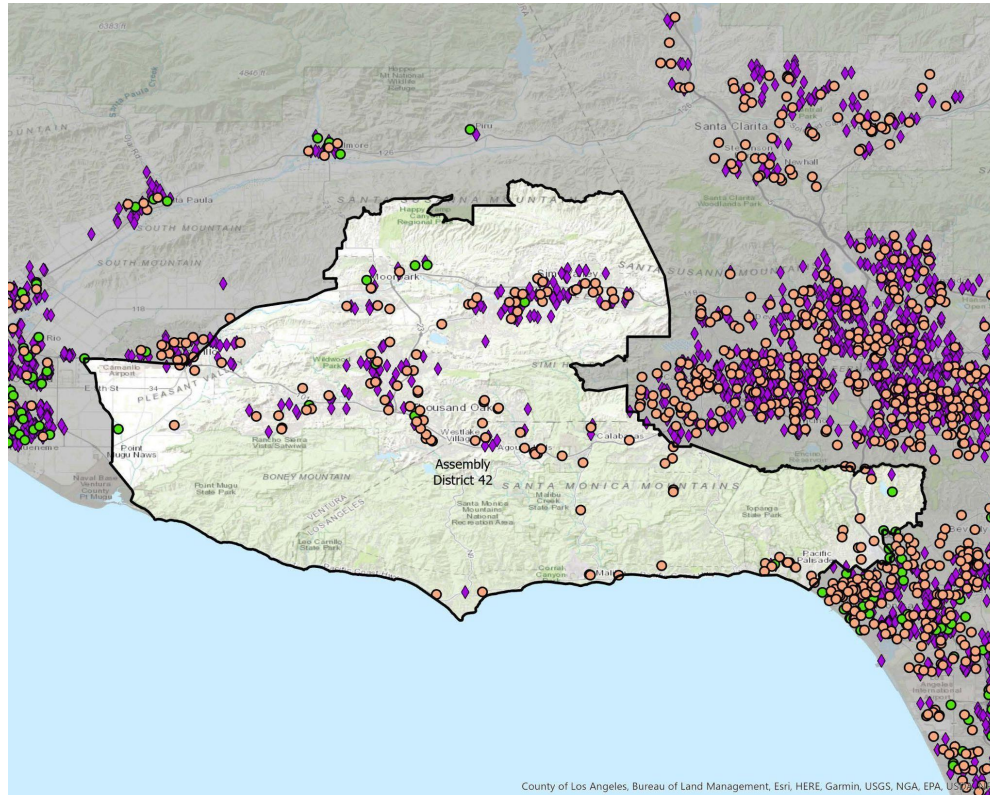


Source: California Child Care Portfolio, California Child Care Resource & Referral Network (2023).

Note: Subsidized child care centers include those with a direct contract with a local/state/federal agency. Subsidy data do not include programs that accept vouchers.

Licensed Child Care Providers 2023

NETWORK



Total Number of Child Care Facilities: 260

- Non-Subsidized Child Care Centers: 119
- Subsidized Child Care Centers: 17
- Family Child Care Homes: 124

Licensed child care provider data were collected from child care resource and referral (CCR&R) agencies which are state funded community-based organizations that provide on-the-ground child care information and family support services. CCR&R agencies collect local child care supply and demand data.

For statewide and county level data, please visit our [2023 Child Care Portfolio](#).

Source: California Child Care Portfolio, California Child Care Resource & Referral Network (2023).

Note: Subsidized child care centers include those with a direct contract with a local/state/federal agency. Subsidy data do not include programs that accept vouchers.

Assembly District 43

Licensed Child Care Providers 2023

California Child Care Resource & Referral

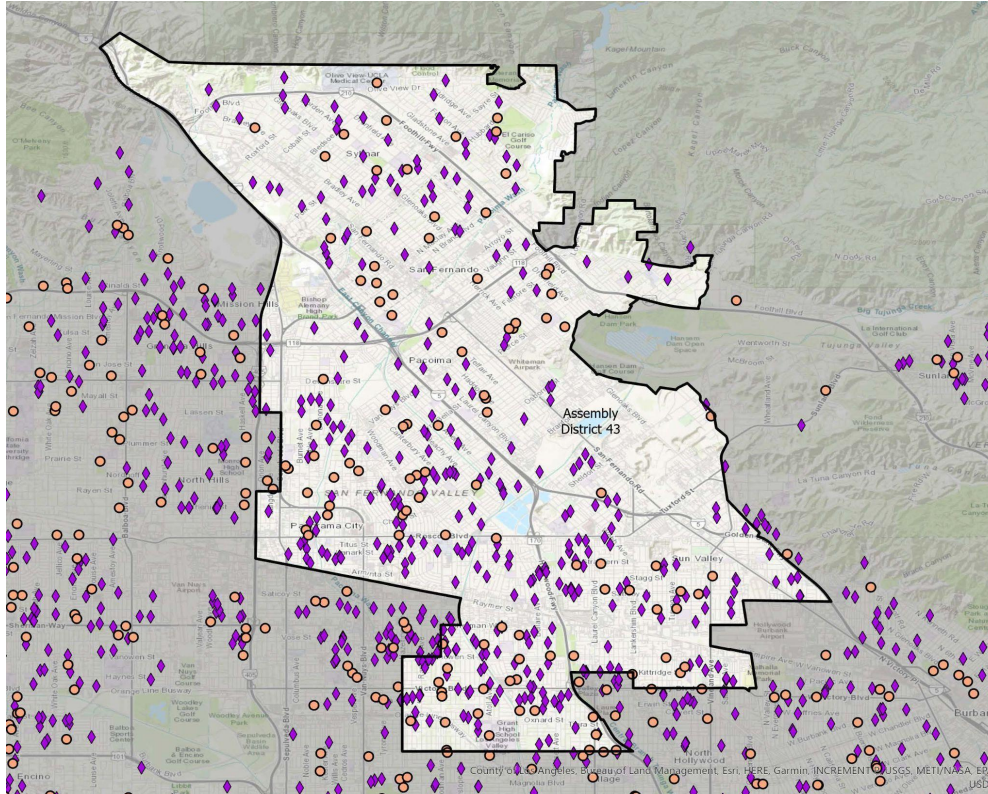
N E T W O R K

Total Number of Child Care Facilities: 437

- Non-Subsidized Child Care Centers: 110
- Subsidized Child Care Centers: 0
- ◆ Family Child Care Homes: 327

Licensed child care provider data were collected from child care resource and referral (CCR&R) agencies which are state funded community-based organizations that provide on-the-ground child care information and family support services. CCR&R agencies collect local child care supply and demand data.

For statewide and county level data, please visit our [2023 Child Care Portfolio](#).



Source: California Child Care Portfolio, California Child Care Resource & Referral Network (2023).

Note: Subsidized child care centers include those with a direct contract with a local/state/federal agency. Subsidy data do not include programs that accept vouchers.

Assembly District 44

Licensed Child Care Providers 2023

California Child Care Resource & Referral

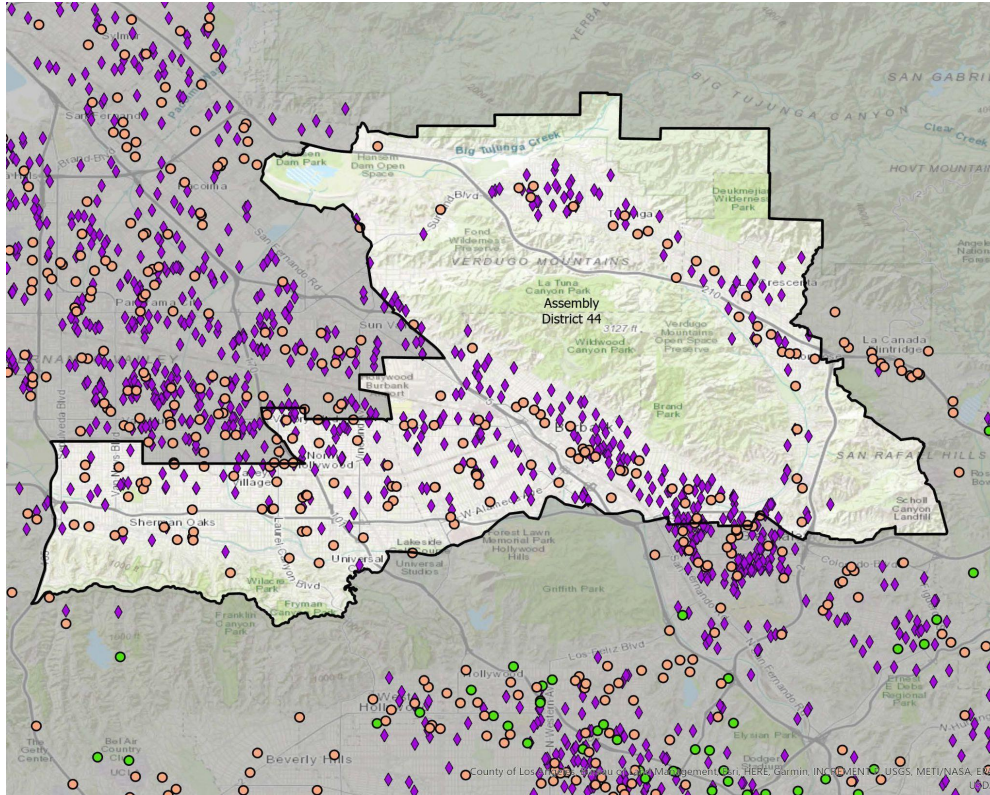
N E T W O R K

Total Number of Child Care Facilities: 435

- Non-Subsidized Child Care Centers: 144
- Subsidized Child Care Centers: 0
- ◆ Family Child Care Homes: 291

Licensed child care provider data were collected from child care resource and referral (CCR&R) agencies which are state funded community-based organizations that provide on-the-ground child care information and family support services. CCR&R agencies collect local child care supply and demand data.

For statewide and county level data, please visit our [2023 Child Care Portfolio](#).



Source: California Child Care Portfolio, California Child Care Resource & Referral Network (2023).

Note: Subsidized child care centers include those with a direct contract with a local/state/federal agency. Subsidy data do not include programs that accept vouchers.

Assembly District 45

Licensed Child Care Providers 2023

California Child Care Resource & Referral

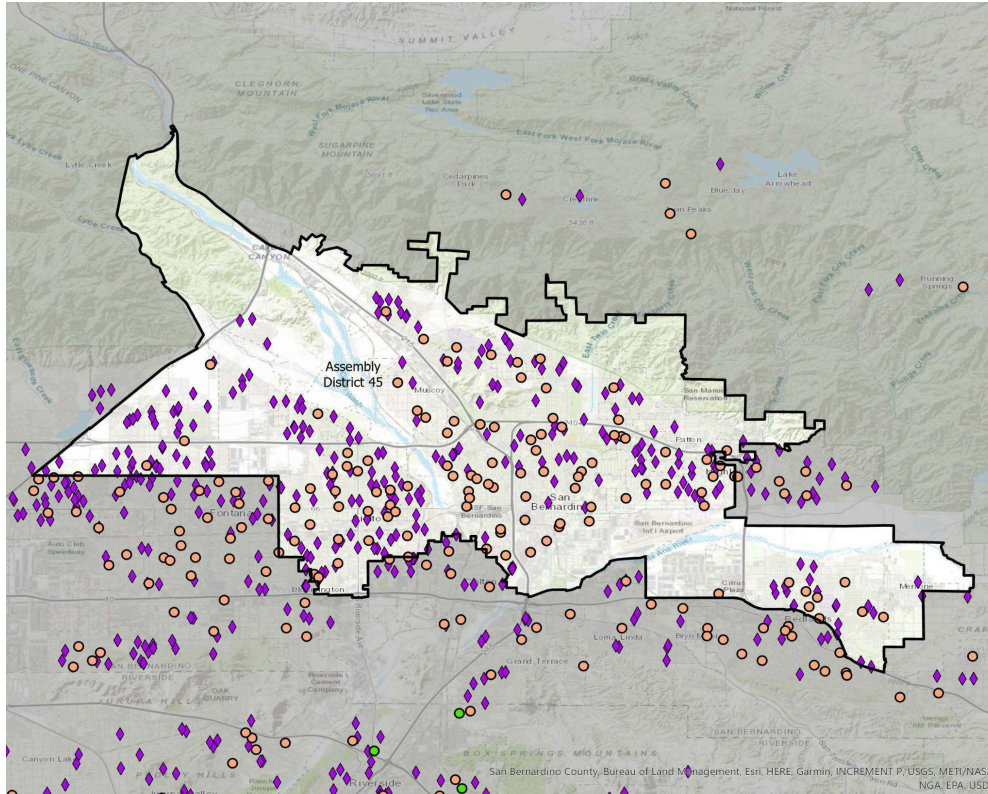
N E T W O R K

Total Number of Child Care Facilities: 341

- Non-Subsidized Child Care Centers: 104
- Subsidized Child Care Centers: 0
- ◆ Family Child Care Homes: 237

Licensed child care provider data were collected from child care resource and referral (CCR&R) agencies which are state funded community-based organizations that provide on-the-ground child care information and family support services. CCR&R agencies collect local child care supply and demand data.

For statewide and county level data, please visit our [2023 Child Care Portfolio](#).



Source: California Child Care Portfolio, California Child Care Resource & Referral Network (2023).

Note: Subsidized child care centers include those with a direct contract with a local/state/federal agency. Subsidy data do not include programs that accept vouchers.

Assembly District 46

Licensed Child Care Providers 2023

California Child Care Resource & Referral

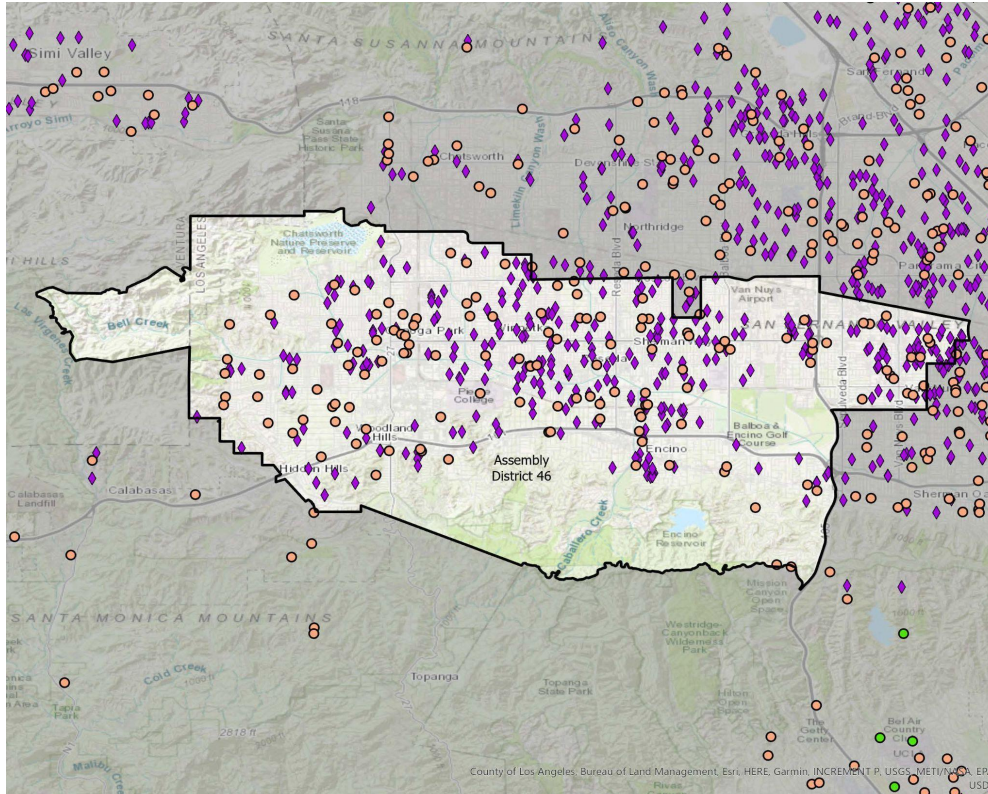
NETWORK

Total Number of Child Care Facilities: 437

- Non-Subsidized Child Care Centers: 142
- Subsidized Child Care Centers: 0
- ◆ Family Child Care Homes: 295

Licensed child care provider data were collected from child care resource and referral (CCR&R) agencies which are state funded community-based organizations that provide on-the-ground child care information and family support services. CCR&R agencies collect local child care supply and demand data.

For statewide and county level data, please visit our [2023 Child Care Portfolio](#).



Source: California Child Care Portfolio, California Child Care Resource & Referral Network (2023).

Note: Subsidized child care centers include those with a direct contract with a local/state/federal agency. Subsidy data do not include programs that accept vouchers.

Assembly District 47

Licensed Child Care Providers 2023

California Child Care Resource & Referral

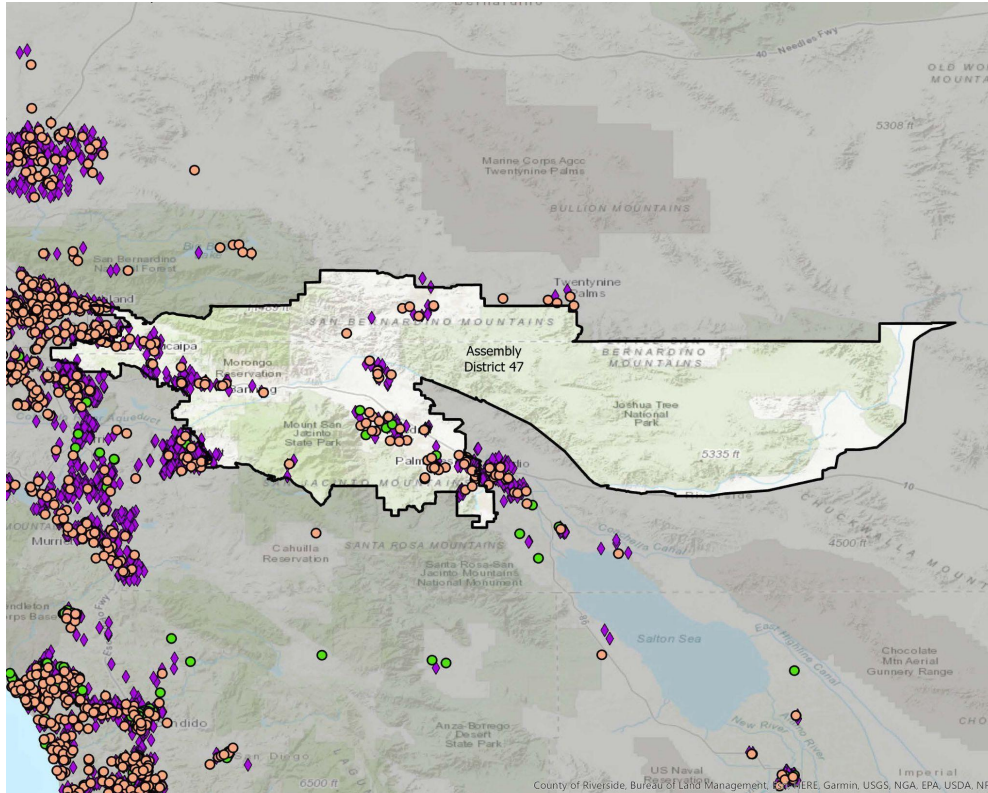
N E T W O R K

Total Number of Child Care Facilities: 267

- Non-Subsidized Child Care Centers: 76
- Subsidized Child Care Centers: 9
- ◆ Family Child Care Homes: 182

Licensed child care provider data were collected from child care resource and referral (CCR&R) agencies which are state funded community-based organizations that provide on-the-ground child care information and family support services. CCR&R agencies collect local child care supply and demand data.

For statewide and county level data, please visit our [2023 Child Care Portfolio](#).



Source: California Child Care Portfolio, California Child Care Resource & Referral Network (2023).

Note: Subsidized child care centers include those with a direct contract with a local/state/federal agency. Subsidy data do not include programs that accept vouchers.

Assembly District 48

Licensed Child Care Providers 2023

California Child Care Resource & Referral

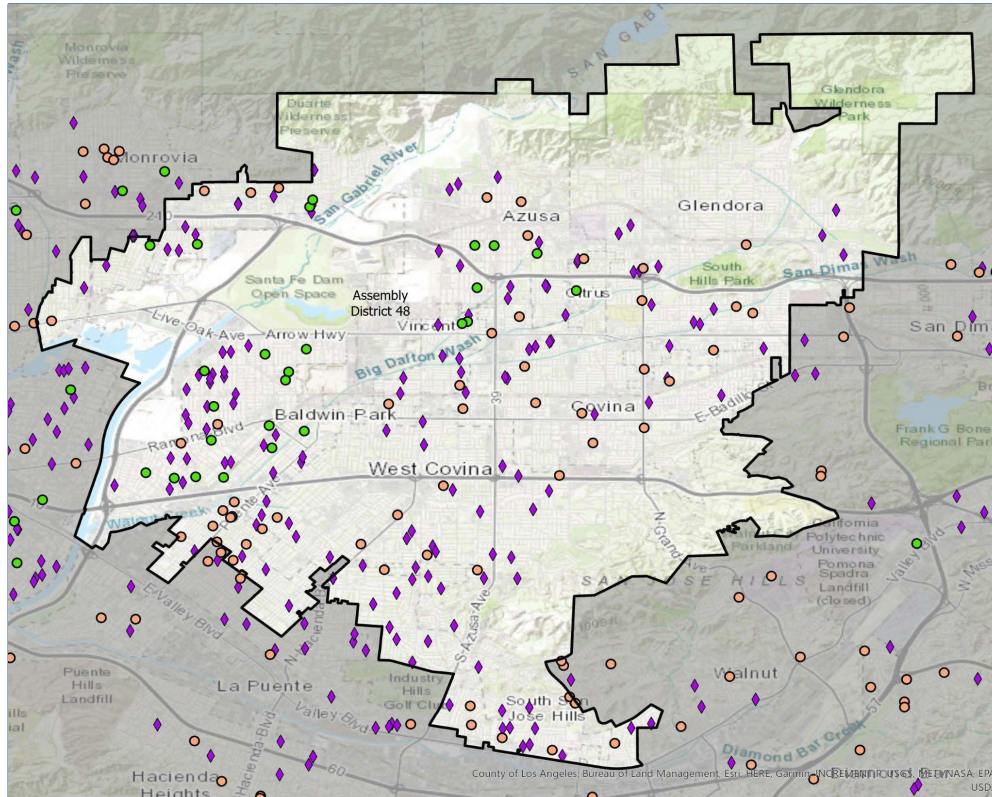
N E T W O R K

Total Number of Child Care Facilities: 222

- Non-Subsidized Child Care Centers: 55
- Subsidized Child Care Centers: 28
- ◆ Family Child Care Homes: 139

Licensed child care provider data were collected from child care resource and referral (CCR&R) agencies which are state funded community-based organizations that provide on-the-ground child care information and family support services. CCR&R agencies collect local child care supply and demand data.

For statewide and county level data, please visit our [2023 Child Care Portfolio](#).



Source: California Child Care Portfolio, California Child Care Resource & Referral Network (2023).

Note: Subsidized child care centers include those with a direct contract with a local/state/federal agency. Subsidy data do not include programs that accept vouchers.

Assembly District 49

Licensed Child Care Providers 2023

California Child Care Resource & Referral

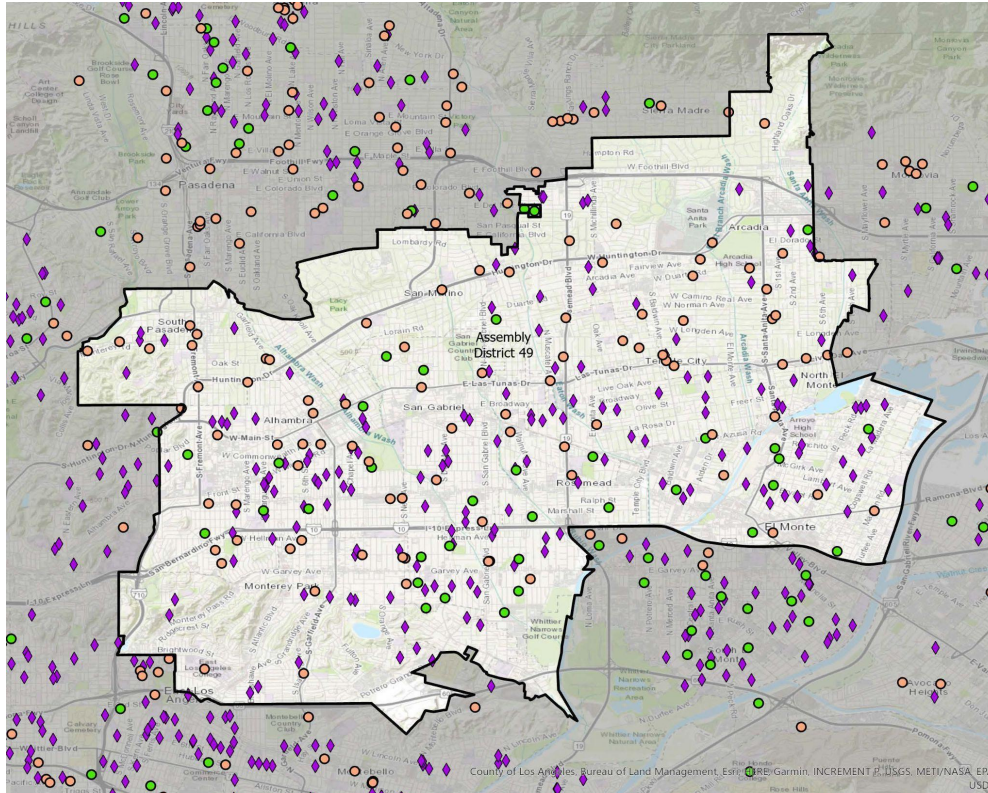
N E T W O R K

Total Number of Child Care Facilities: 280

- Non-Subsidized Child Care Centers: 86
- Subsidized Child Care Centers: 39
- Family Child Care Homes: 155

Licensed child care provider data were collected from child care resource and referral (CCR&R) agencies which are state funded community-based organizations that provide on-the-ground child care information and family support services. CCR&R agencies collect local child care supply and demand data.

For statewide and county level data, please visit our [2023 Child Care Portfolio](#).



Source: California Child Care Portfolio, California Child Care Resource & Referral Network (2023).

Note: Subsidized child care centers include those with a direct contract with a local/state/federal agency. Subsidy data do not include programs that accept vouchers.

Assembly District 50

Licensed Child Care Providers 2023

California Child Care Resource & Referral

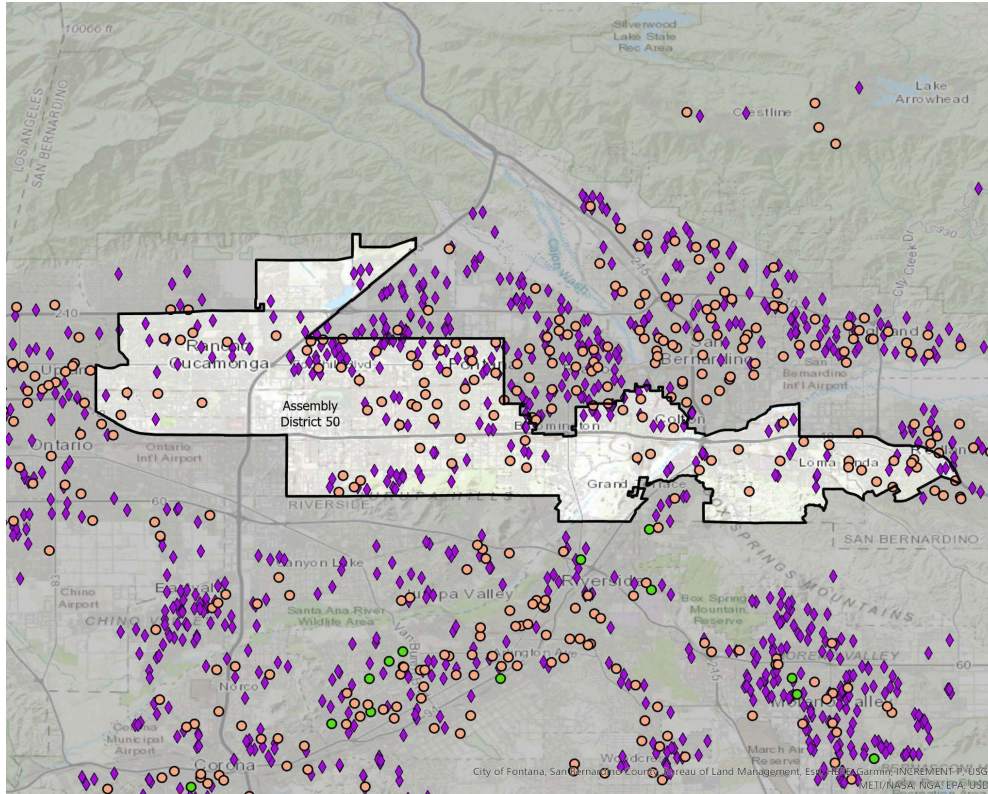
N E T W O R K

Total Number of Child Care Facilities: 223

- Non-Subsidized Child Care Centers: 77
- Subsidized Child Care Centers: 0
- ◆ Family Child Care Homes: 146

Licensed child care provider data were collected from child care resource and referral (CCR&R) agencies which are state funded community-based organizations that provide on-the-ground child care information and family support services. CCR&R agencies collect local child care supply and demand data.

For statewide and county level data, please visit our [2023 Child Care Portfolio](#).



Source: California Child Care Portfolio, California Child Care Resource & Referral Network (2023).

Note: Subsidized child care centers include those with a direct contract with a local/state/federal agency. Subsidy data do not include programs that accept vouchers.

Assembly District 51

Licensed Child Care Providers 2023

California Child Care Resource & Referral

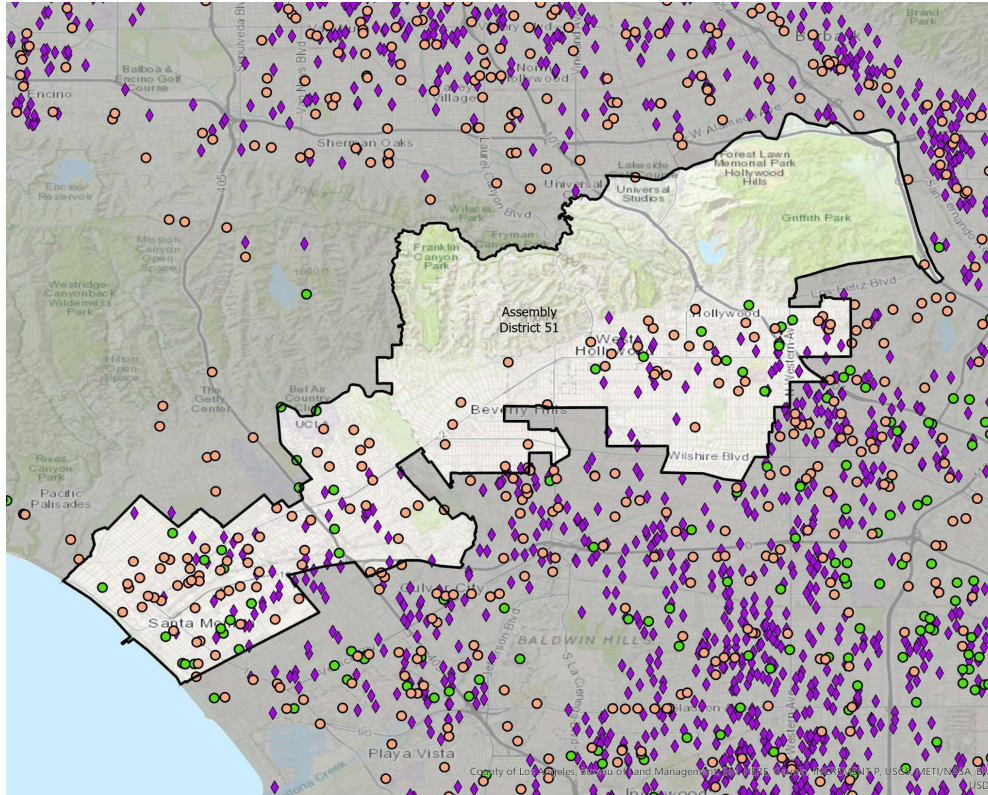
N E T W O R K

Total Number of Child Care Facilities: 218

- Non-Subsidized Child Care Centers: 98
- Subsidized Child Care Centers: 33
- ◆ Family Child Care Homes: 87

Licensed child care provider data were collected from child care resource and referral (CCR&R) agencies which are state funded community-based organizations that provide on-the-ground child care information and family support services. CCR&R agencies collect local child care supply and demand data.

For statewide and county level data, please visit our [2023 Child Care Portfolio](#).



Source: California Child Care Portfolio, California Child Care Resource & Referral Network (2023).

Note: Subsidized child care centers include those with a direct contract with a local/state/federal agency. Subsidy data do not include programs that accept vouchers.

Assembly District 52

Licensed Child Care Providers 2023

California Child Care Resource & Referral

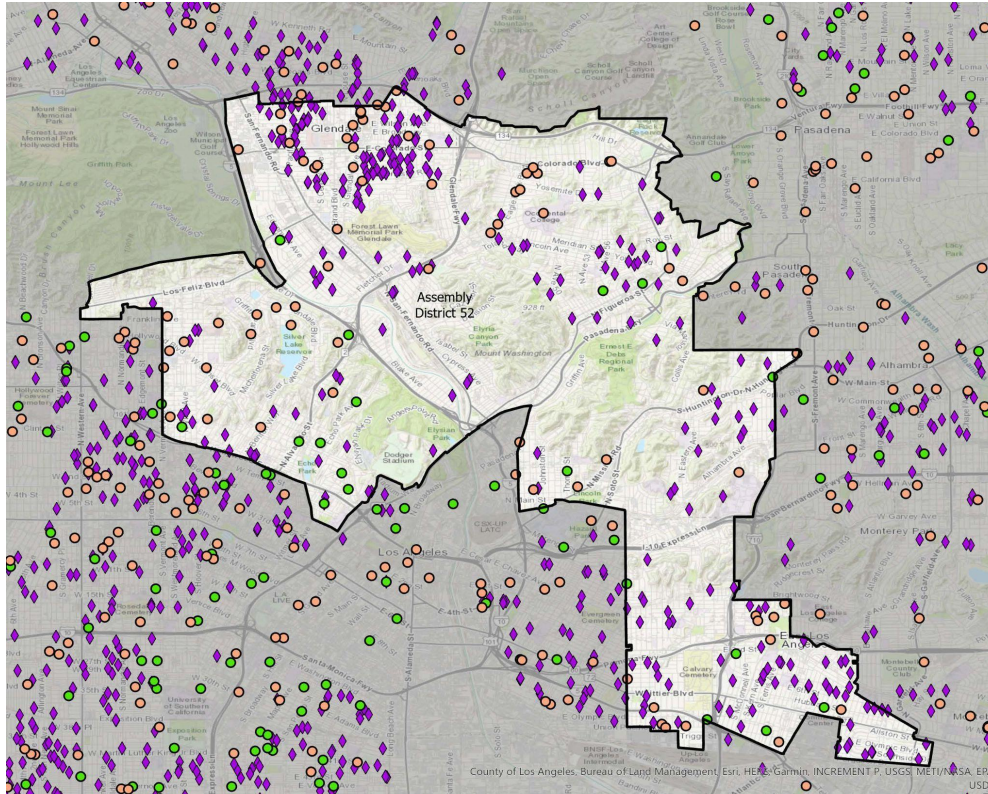
N E T W O R K

Total Number of Child Care Facilities: 339

- Non-Subsidized Child Care Centers: 69
- Subsidized Child Care Centers: 19
- ◆ Family Child Care Homes: 251

Licensed child care provider data were collected from child care resource and referral (CCR&R) agencies which are state funded community-based organizations that provide on-the-ground child care information and family support services. CCR&R agencies collect local child care supply and demand data.

For statewide and county level data, please visit our [2023 Child Care Portfolio](#).



Source: California Child Care Portfolio, California Child Care Resource & Referral Network (2023).

Note: Subsidized child care centers include those with a direct contract with a local/state/federal agency. Subsidy data do not include programs that accept vouchers.

Assembly District 53

Licensed Child Care Providers 2023

California Child Care Resource & Referral

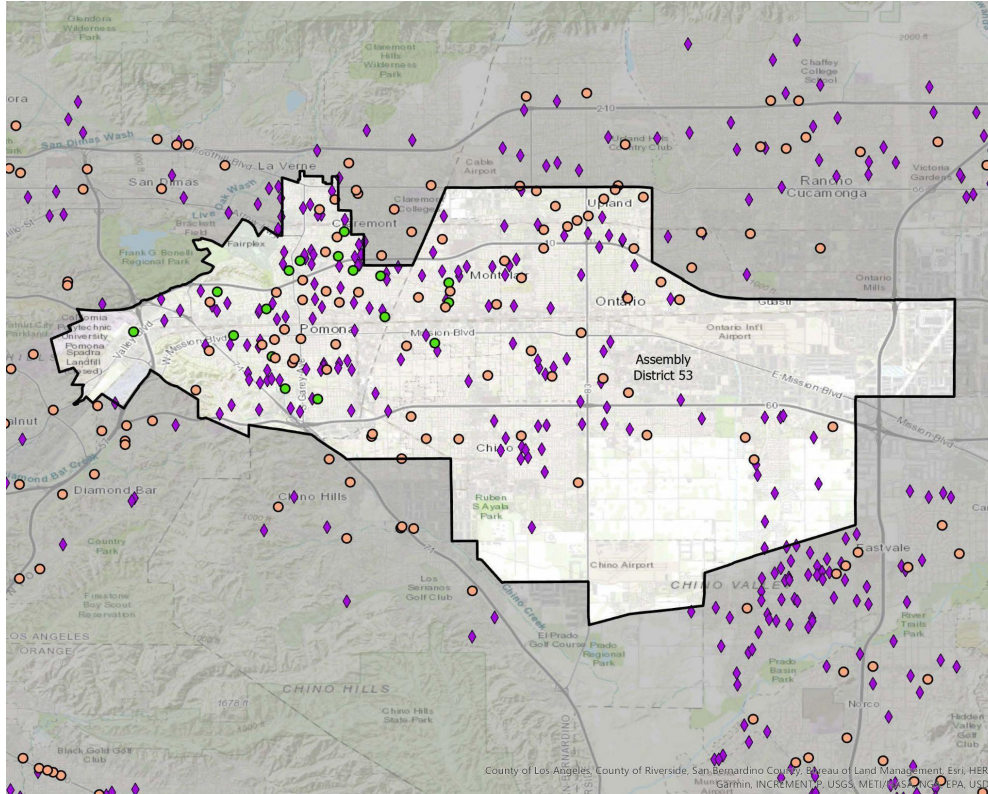
N E T W O R K

Total Number of Child Care Facilities: 252

- Non-Subsidized Child Care Centers: 65
- Subsidized Child Care Centers: 39
- ◆ Family Child Care Homes: 148

Licensed child care provider data were collected from child care resource and referral (CCR&R) agencies which are state funded community-based organizations that provide on-the-ground child care information and family support services. CCR&R agencies collect local child care supply and demand data.

For statewide and county level data, please visit our [2023 Child Care Portfolio](#).



Source: California Child Care Portfolio, California Child Care Resource & Referral Network (2023).

Note: Subsidized child care centers include those with a direct contract with a local/state/federal agency. Subsidy data do not include programs that accept vouchers.

Assembly District 54

Licensed Child Care Providers 2023

California Child Care Resource & Referral

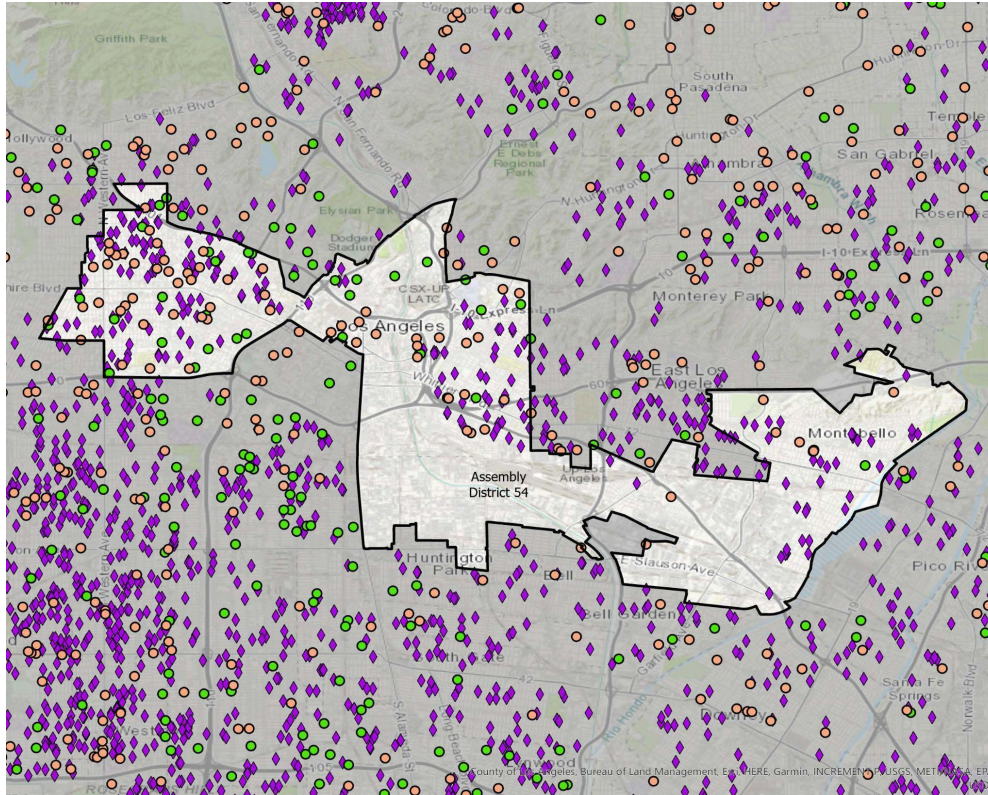
N E T W O R K

Total Number of Child Care Facilities: 290

- Non-Subsidized Child Care Centers: 68
- Subsidized Child Care Centers: 32
- ◆ Family Child Care Homes: 190

Licensed child care provider data were collected from child care resource and referral (CCR&R) agencies which are state funded community-based organizations that provide on-the-ground child care information and family support services. CCR&R agencies collect local child care supply and demand data.

For statewide and county level data, please visit our [2023 Child Care Portfolio](#).



Source: California Child Care Portfolio, California Child Care Resource & Referral Network (2023).

Note: Subsidized child care centers include those with a direct contract with a local/state/federal agency. Subsidy data do not include programs that accept vouchers.

Assembly District 55

Licensed Child Care Providers 2023

California Child Care Resource & Referral

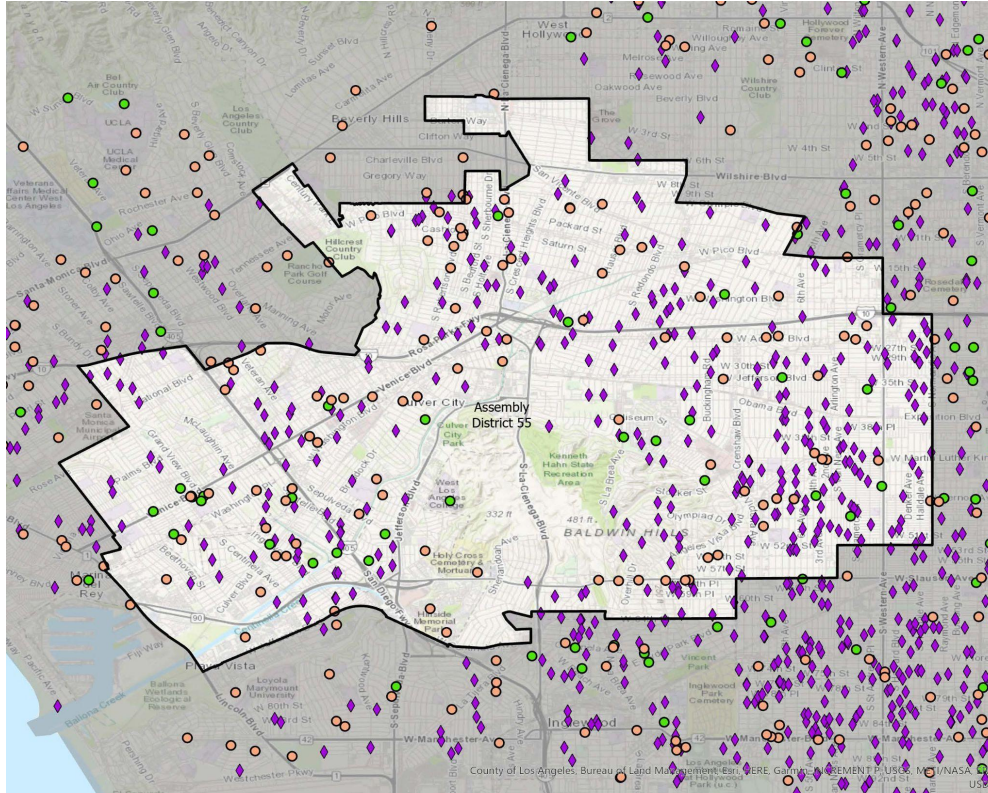
NETWORK

Total Number of Child Care Facilities: 432

- Non-Subsidized Child Care Centers: 95
- Subsidized Child Care Centers: 30
- ◆ Family Child Care Homes: 307

Licensed child care provider data were collected from child care resource and referral (CCR&R) agencies which are state funded community-based organizations that provide on-the-ground child care information and family support services. CCR&R agencies collect local child care supply and demand data.

For statewide and county level data, please visit our [2023 Child Care Portfolio](#).



Source: California Child Care Portfolio, California Child Care Resource & Referral Network (2023).

Note: Subsidized child care centers include those with a direct contract with a local/state/federal agency. Subsidy data do not include programs that accept vouchers.

Assembly District 56

Licensed Child Care Providers 2023

California Child Care Resource & Referral

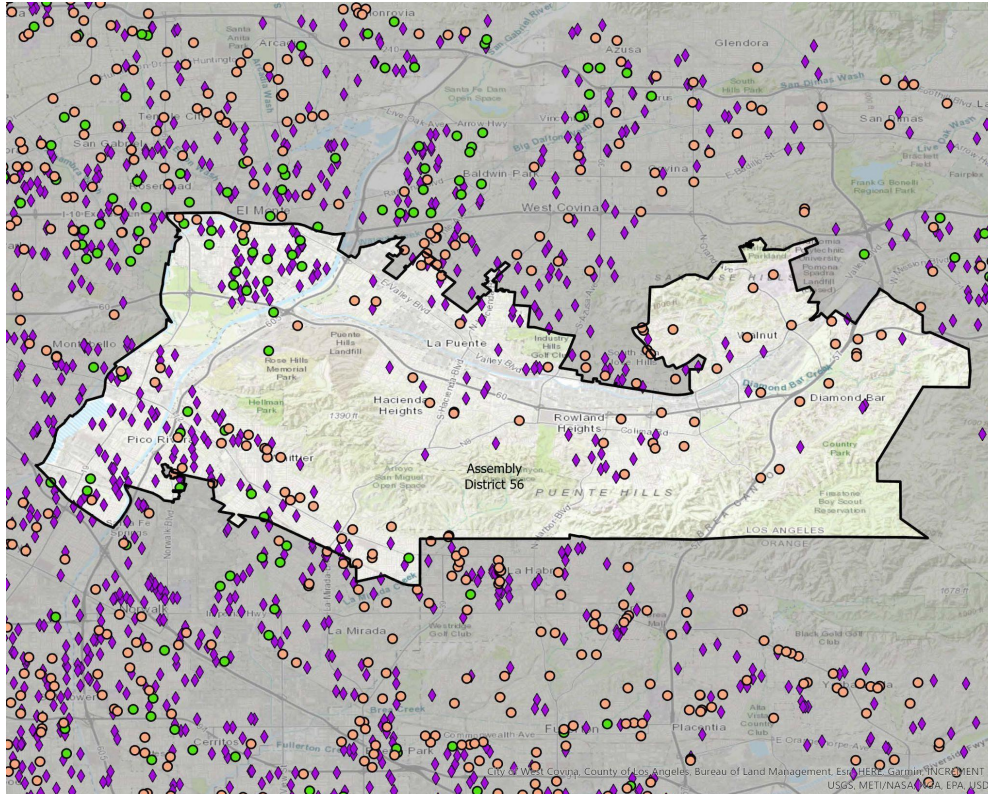
N E T W O R K

Total Number of Child Care Facilities: 273

- Non-Subsidized Child Care Centers: 76
- Subsidized Child Care Centers: 29
- ◆ Family Child Care Homes: 168

Licensed child care provider data were collected from child care resource and referral (CCR&R) agencies which are state funded community-based organizations that provide on-the-ground child care information and family support services. CCR&R agencies collect local child care supply and demand data.

For statewide and county level data, please visit our [2023 Child Care Portfolio](#).



Source: California Child Care Portfolio, California Child Care Resource & Referral Network (2023).

Note: Subsidized child care centers include those with a direct contract with a local/state/federal agency. Subsidy data do not include programs that accept vouchers.

Assembly District 57

Licensed Child Care Providers 2023

California Child Care Resource & Referral

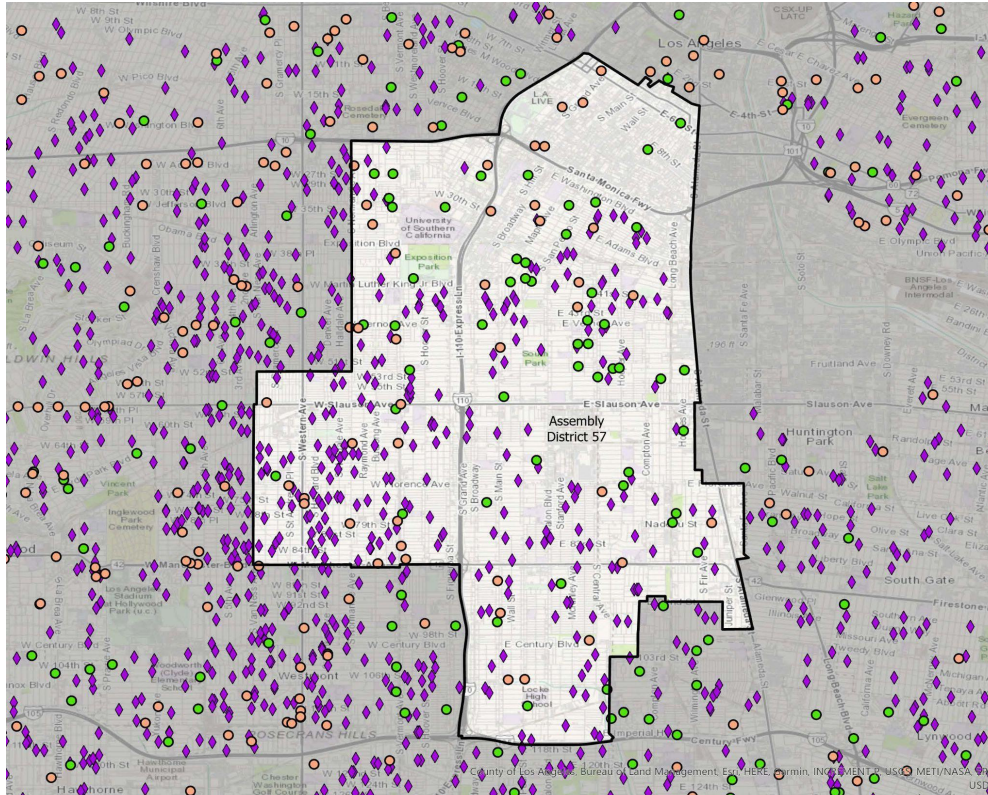
NETWORK

Total Number of Child Care Facilities: 335

- Non-Subsidized Child Care Centers: 41
- Subsidized Child Care Centers: 52
- ◆ Family Child Care Homes: 242

Licensed child care provider data were collected from child care resource and referral (CCR&R) agencies which are state funded community-based organizations that provide on-the-ground child care information and family support services. CCR&R agencies collect local child care supply and demand data.

For statewide and county level data, please visit our [2023 Child Care Portfolio](#).



Source: California Child Care Portfolio, California Child Care Resource & Referral Network (2023).

Note: Subsidized child care centers include those with a direct contract with a local/state/federal agency. Subsidy data do not include programs that accept vouchers.

Assembly District 58

Licensed Child Care Providers 2023

California Child Care Resource & Referral

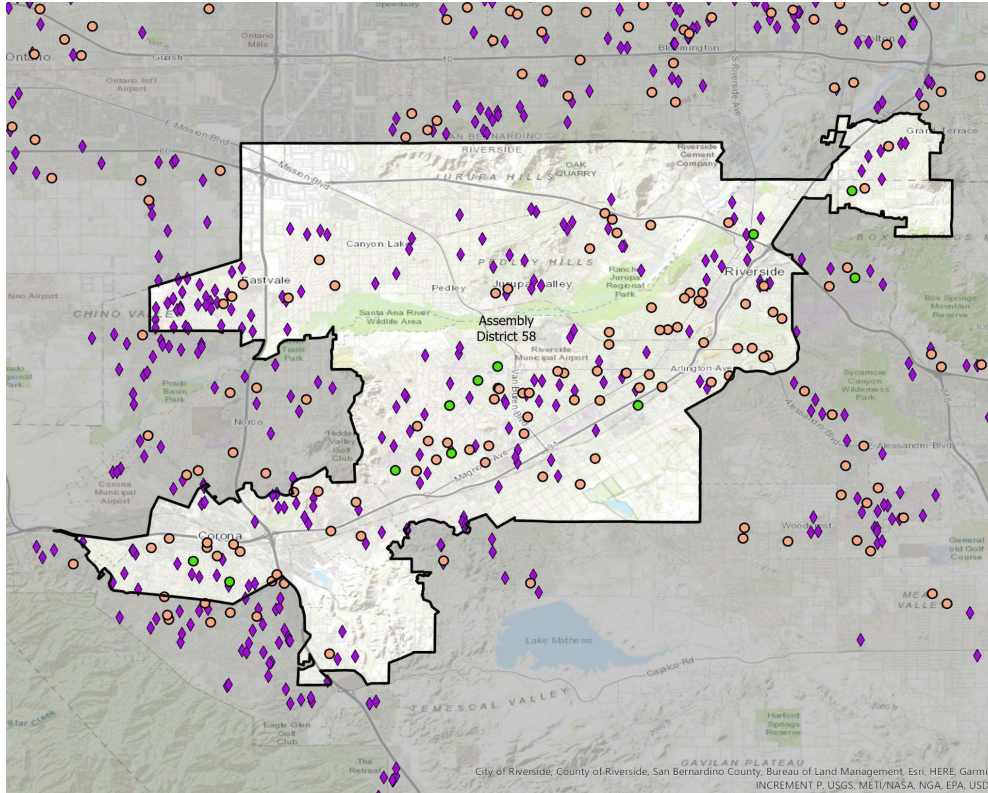
NETWORK

Total Number of Child Care Facilities: 256

- Non-Subsidized Child Care Centers: 80
- Subsidized Child Care Centers: 11
- ◆ Family Child Care Homes: 165

Licensed child care provider data were collected from child care resource and referral (CCR&R) agencies which are state funded community-based organizations that provide on-the-ground child care information and family support services. CCR&R agencies collect local child care supply and demand data.

For statewide and county level data, please visit our [2023 Child Care Portfolio](#).



Source: California Child Care Portfolio, California Child Care Resource & Referral Network (2023).

Note: Subsidized child care centers include those with a direct contract with a local/state/federal agency. Subsidy data do not include programs that accept vouchers.

Assembly District 59

Licensed Child Care Providers 2023

California Child Care Resource & Referral

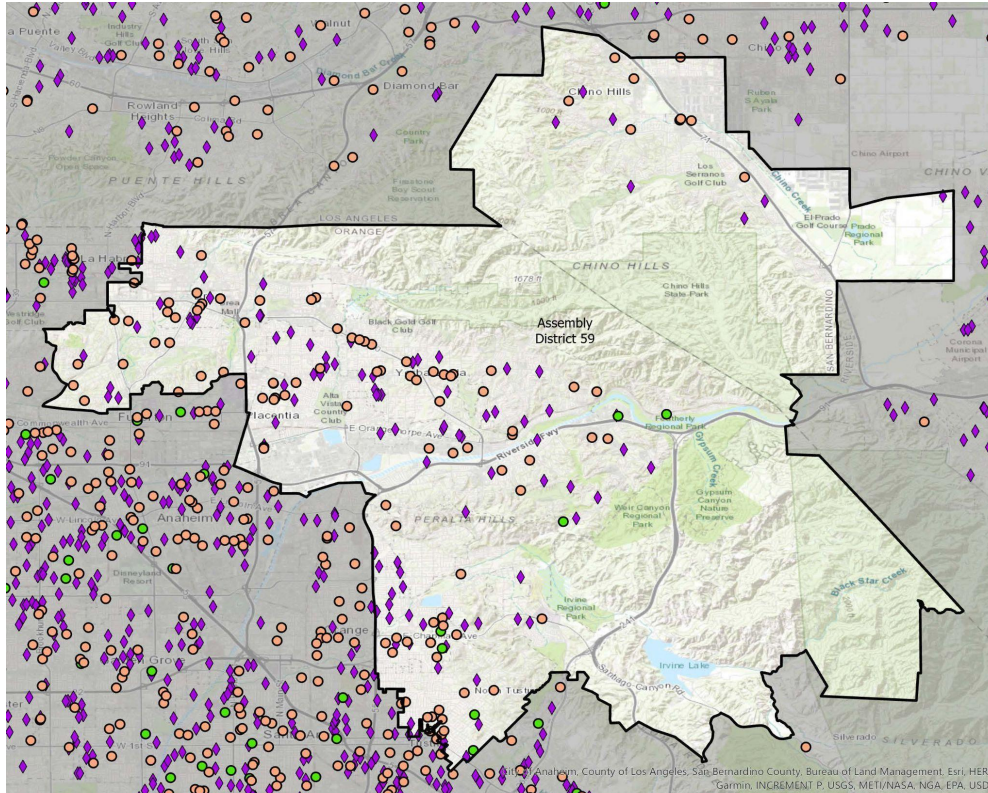
NETWORK

Total Number of Child Care Facilities: 207

- Non-Subsidized Child Care Centers: 94
- Subsidized Child Care Centers: 11
- ◆ Family Child Care Homes: 102

Licensed child care provider data were collected from child care resource and referral (CCR&R) agencies which are state funded community-based organizations that provide on-the-ground child care information and family support services. CCR&R agencies collect local child care supply and demand data.

For statewide and county level data, please visit our [2023 Child Care Portfolio](#).



Source: California Child Care Portfolio, California Child Care Resource & Referral Network (2023).

Note: Subsidized child care centers include those with a direct contract with a local/state/federal agency. Subsidy data do not include programs that accept vouchers.

Assembly District 60

Licensed Child Care Providers 2023

California Child Care Resource & Referral

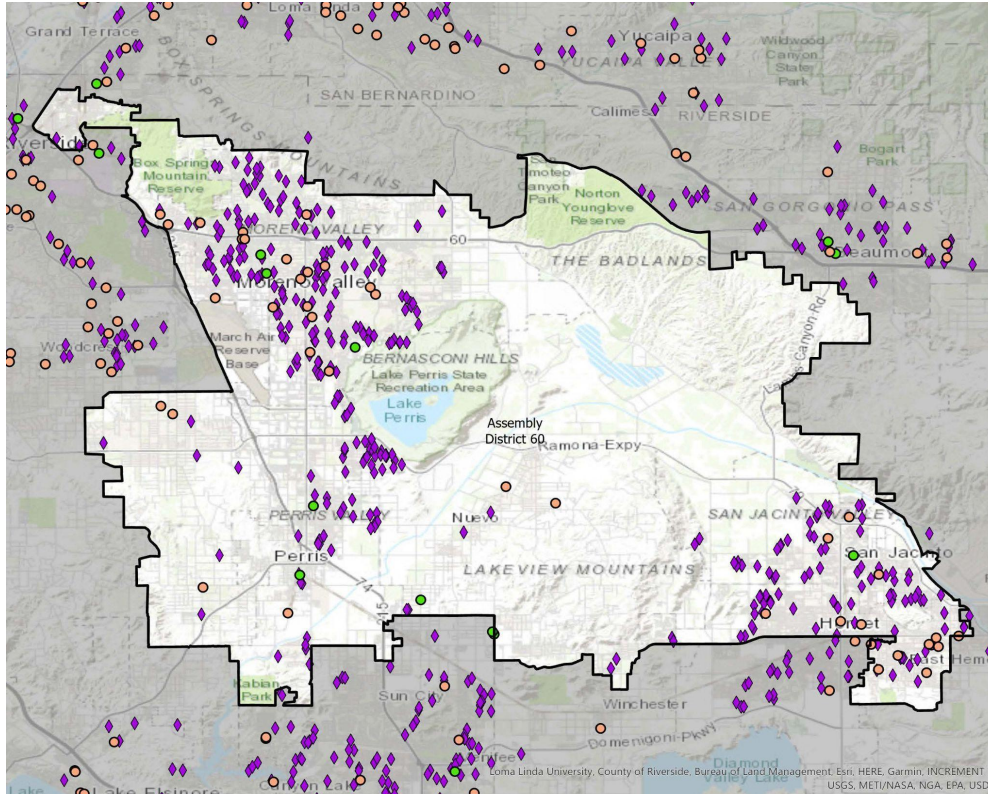
N E T W O R K

Total Number of Child Care Facilities: 377

- Non-Subsidized Child Care Centers: 40
- Subsidized Child Care Centers: 7
- ◆ Family Child Care Homes: 330

Licensed child care provider data were collected from child care resource and referral (CCR&R) agencies which are state funded community-based organizations that provide on-the-ground child care information and family support services. CCR&R agencies collect local child care supply and demand data.

For statewide and county level data, please visit our [2023 Child Care Portfolio](#).



Source: California Child Care Portfolio, California Child Care Resource & Referral Network (2023).

Note: Subsidized child care centers include those with a direct contract with a local/state/federal agency. Subsidy data do not include programs that accept vouchers.

Assembly District 61

Licensed Child Care Providers 2023

California Child Care Resource & Referral

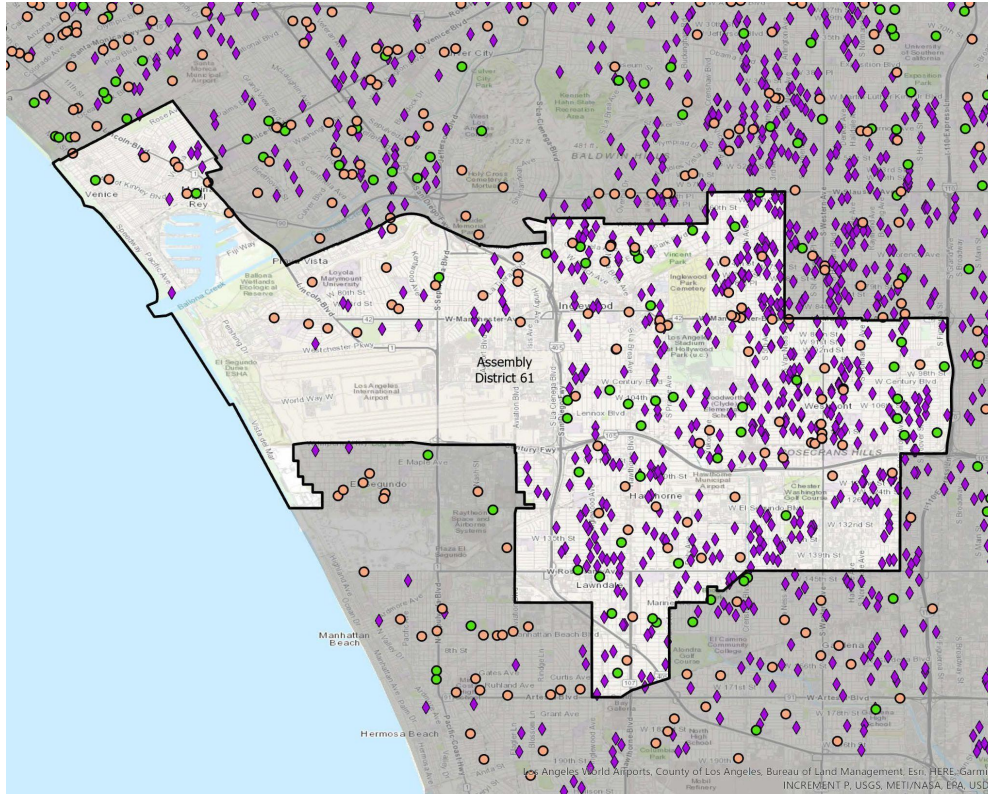
NETWORK

Total Number of Child Care Facilities: 543

- Non-Subsidized Child Care Centers: 79
- Subsidized Child Care Centers: 43
- ◆ Family Child Care Homes: 421

Licensed child care provider data were collected from child care resource and referral (CCR&R) agencies which are state funded community-based organizations that provide on-the-ground child care information and family support services. CCR&R agencies collect local child care supply and demand data.

For statewide and county level data, please visit our [2023 Child Care Portfolio](#).



Source: California Child Care Portfolio, California Child Care Resource & Referral Network (2023).

Note: Subsidized child care centers include those with a direct contract with a local/state/federal agency. Subsidy data do not include programs that accept vouchers.

Assembly District 62

Licensed Child Care Providers 2023

California Child Care Resource & Referral

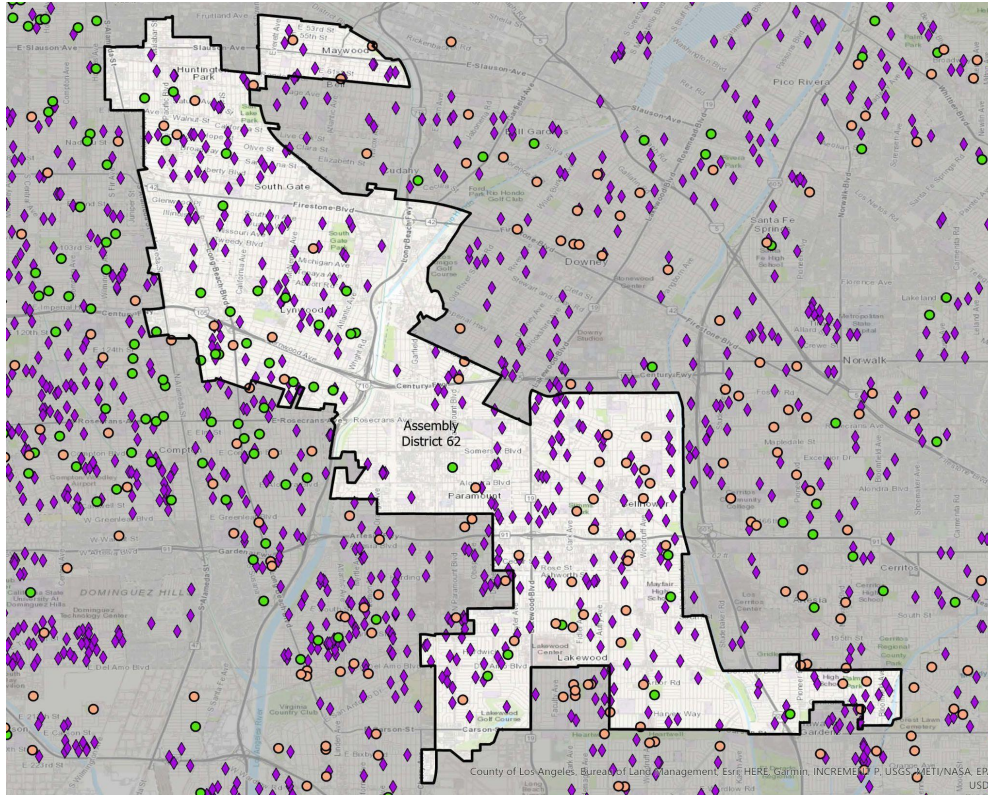
NETWORK

Total Number of Child Care Facilities: 342

- Non-Subsidized Child Care Centers: 44
- Subsidized Child Care Centers: 31
- ◆ Family Child Care Homes: 267

Licensed child care provider data were collected from child care resource and referral (CCR&R) agencies which are state funded community-based organizations that provide on-the-ground child care information and family support services. CCR&R agencies collect local child care supply and demand data.

For statewide and county level data, please visit our [2023 Child Care Portfolio](#).



Source: California Child Care Portfolio, California Child Care Resource & Referral Network (2023).

Note: Subsidized child care centers include those with a direct contract with a local/state/federal agency. Subsidy data do not include programs that accept vouchers.

Assembly District 63

Licensed Child Care Providers 2023

California Child Care Resource & Referral

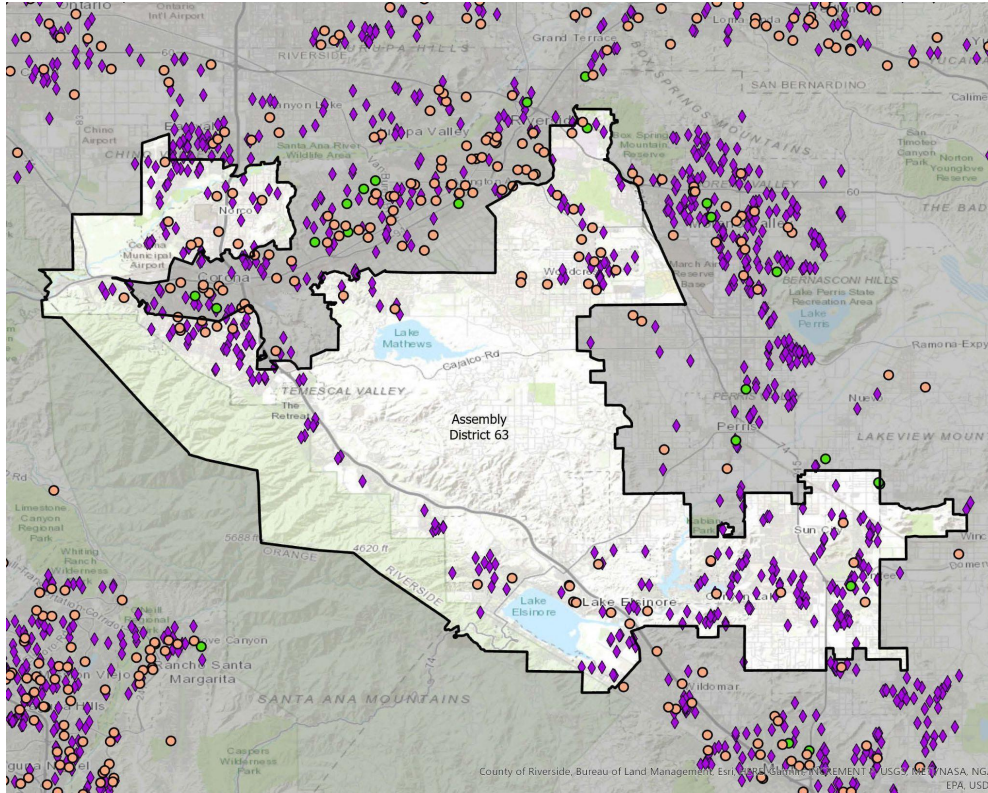
N E T W O R K

Total Number of Child Care Facilities: 335

- Non-Subsidized Child Care Centers: 52
- Subsidized Child Care Centers: 5
- ◆ Family Child Care Homes: 278

Licensed child care provider data were collected from child care resource and referral (CCR&R) agencies which are state funded community-based organizations that provide on-the-ground child care information and family support services. CCR&R agencies collect local child care supply and demand data.

For statewide and county level data, please visit our [2023 Child Care Portfolio](#).



Source: California Child Care Portfolio, California Child Care Resource & Referral Network (2023).

Note: Subsidized child care centers include those with a direct contract with a local/state/federal agency. Subsidy data do not include programs that accept vouchers.

Assembly District 64

Licensed Child Care Providers 2023

California Child Care Resource & Referral

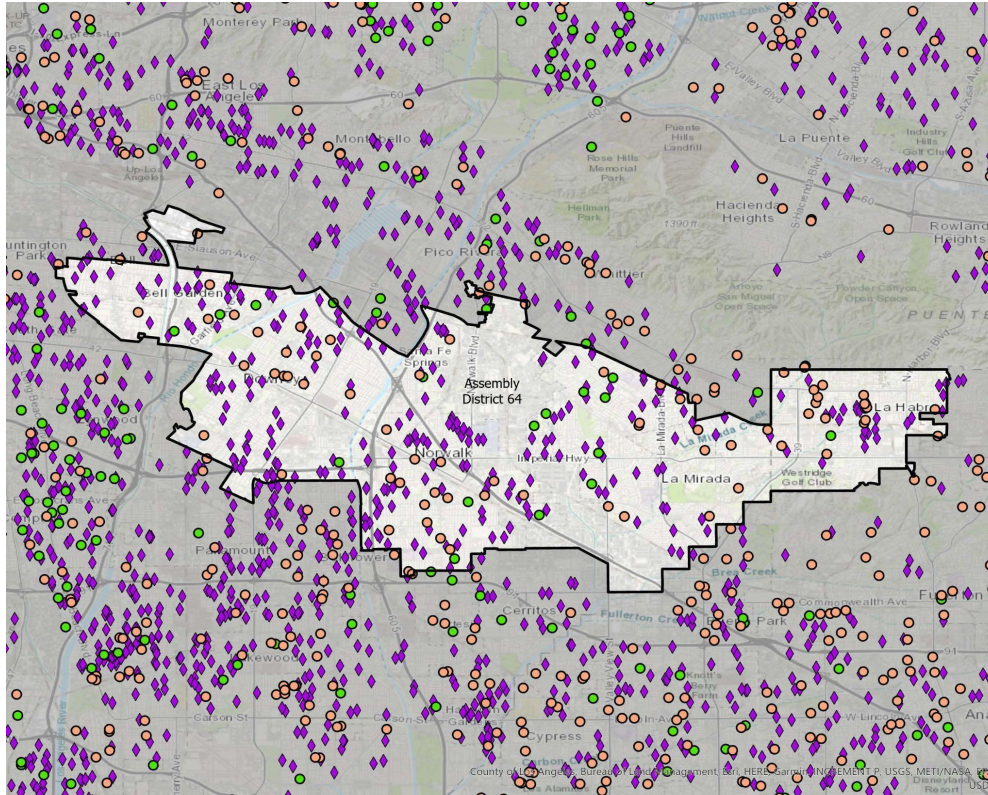
N E T W O R K

Total Number of Child Care Facilities: 331

- Non-Subsidized Child Care Centers: 70
- Subsidized Child Care Centers: 19
- ◆ Family Child Care Homes: 242

Licensed child care provider data were collected from child care resource and referral (CCR&R) agencies which are state funded community-based organizations that provide on-the-ground child care information and family support services. CCR&R agencies collect local child care supply and demand data.

For statewide and county level data, please visit our [2023 Child Care Portfolio](#).



Source: California Child Care Portfolio, California Child Care Resource & Referral Network (2023).

Note: Subsidized child care centers include those with a direct contract with a local/state/federal agency. Subsidy data do not include programs that accept vouchers.

Assembly District 65

Licensed Child Care Providers 2023

California Child Care Resource & Referral

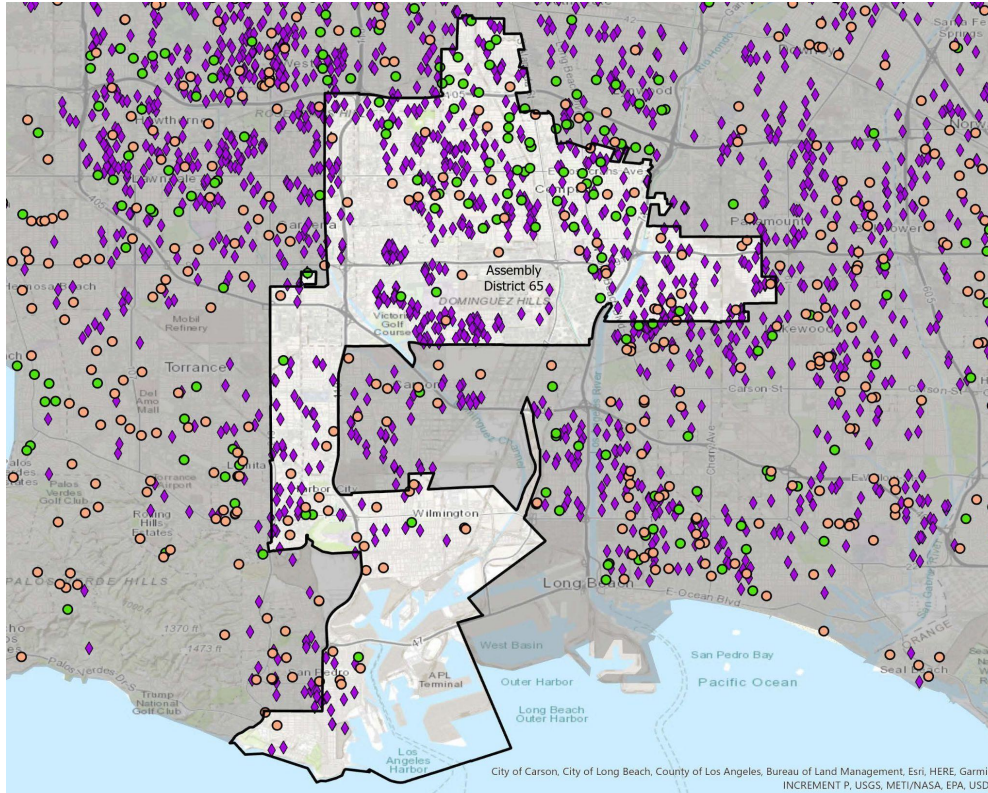
N E T W O R K

Total Number of Child Care Facilities: 558

- Non-Subsidized Child Care Centers: 63
- Subsidized Child Care Centers: 56
- ◆ Family Child Care Homes: 439

Licensed child care provider data were collected from child care resource and referral (CCR&R) agencies which are state funded community-based organizations that provide on-the-ground child care information and family support services. CCR&R agencies collect local child care supply and demand data.

For statewide and county level data, please visit our [2023 Child Care Portfolio](#).

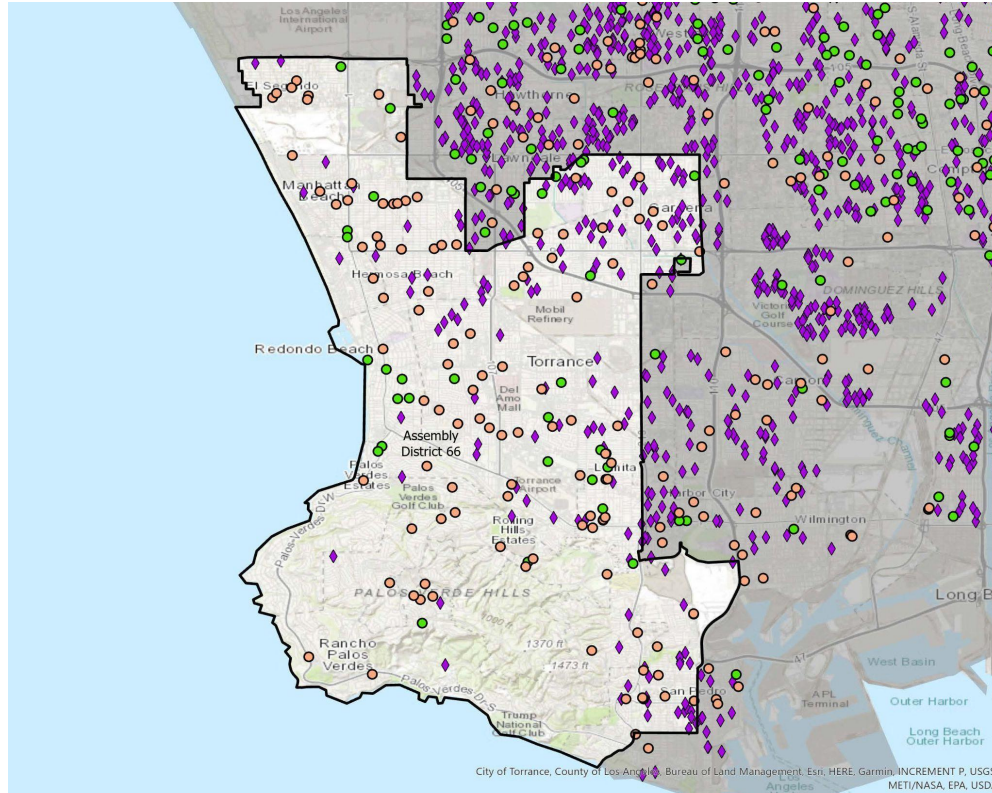


Source: California Child Care Portfolio, California Child Care Resource & Referral Network (2023).

Note: Subsidized child care centers include those with a direct contract with a local/state/federal agency. Subsidy data do not include programs that accept vouchers.

Assembly District 66

Licensed Child Care Providers 2023



California Child Care Resource & Referral

N E T W O R K

Total Number of Child Care Facilities: 271

- Non-Subsidized Child Care Centers: 107
- Subsidized Child Care Centers: 31
- ◆ Family Child Care Homes: 134

Licensed child care provider data were collected from child care resource and referral (CCR&R) agencies which are state funded community-based organizations that provide on-the-ground child care information and family support services. CCR&R agencies collect local child care supply and demand data.

For statewide and county level data, please visit our [2023 Child Care Portfolio](#).

Source: California Child Care Portfolio, California Child Care Resource & Referral Network (2023).

Note: Subsidized child care centers include those with a direct contract with a local/state/federal agency. Subsidy data do not include programs that accept vouchers.

Assembly District 67

Licensed Child Care Providers 2023

California Child Care Resource & Referral

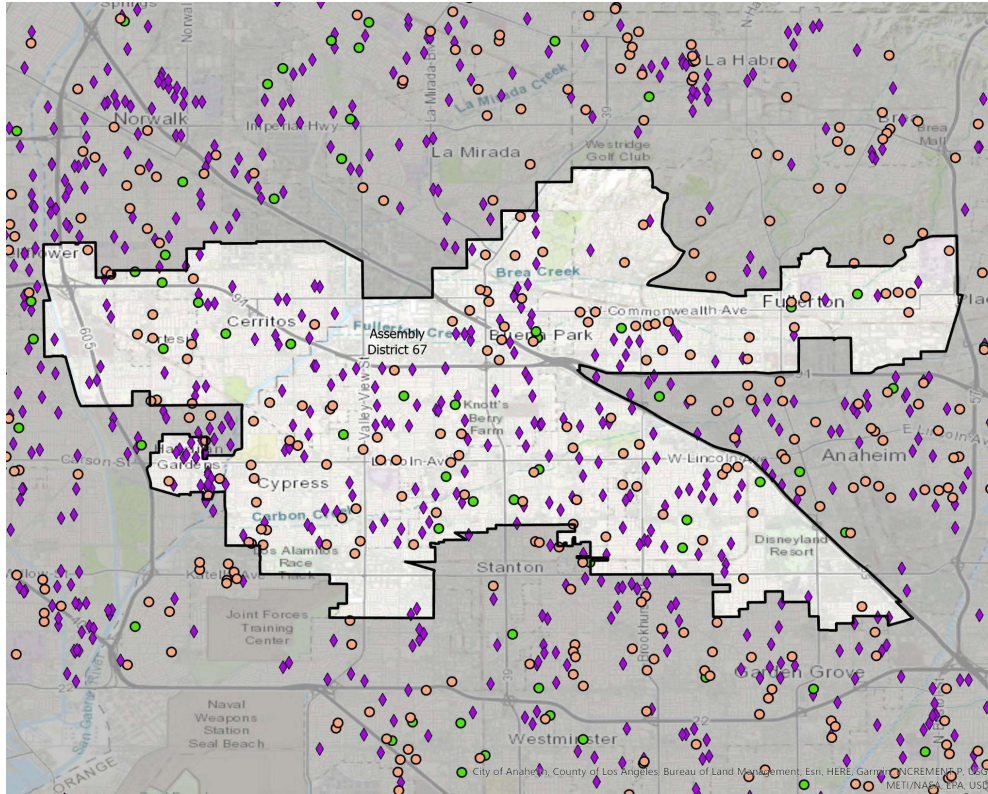
NETWORK

Total Number of Child Care Facilities: 319

- Non-Subsidized Child Care Centers: 110
- Subsidized Child Care Centers: 22
- ◆ Family Child Care Homes: 187

Licensed child care provider data were collected from child care resource and referral (CCR&R) agencies which are state funded community-based organizations that provide on-the-ground child care information and family support services. CCR&R agencies collect local child care supply and demand data.

For statewide and county level data, please visit our [2023 Child Care Portfolio](#).



Source: California Child Care Portfolio, California Child Care Resource & Referral Network (2023).

Note: Subsidized child care centers include those with a direct contract with a local/state/federal agency. Subsidy data do not include programs that accept vouchers.

Assembly District 68

Licensed Child Care Providers 2023

California Child Care Resource & Referral

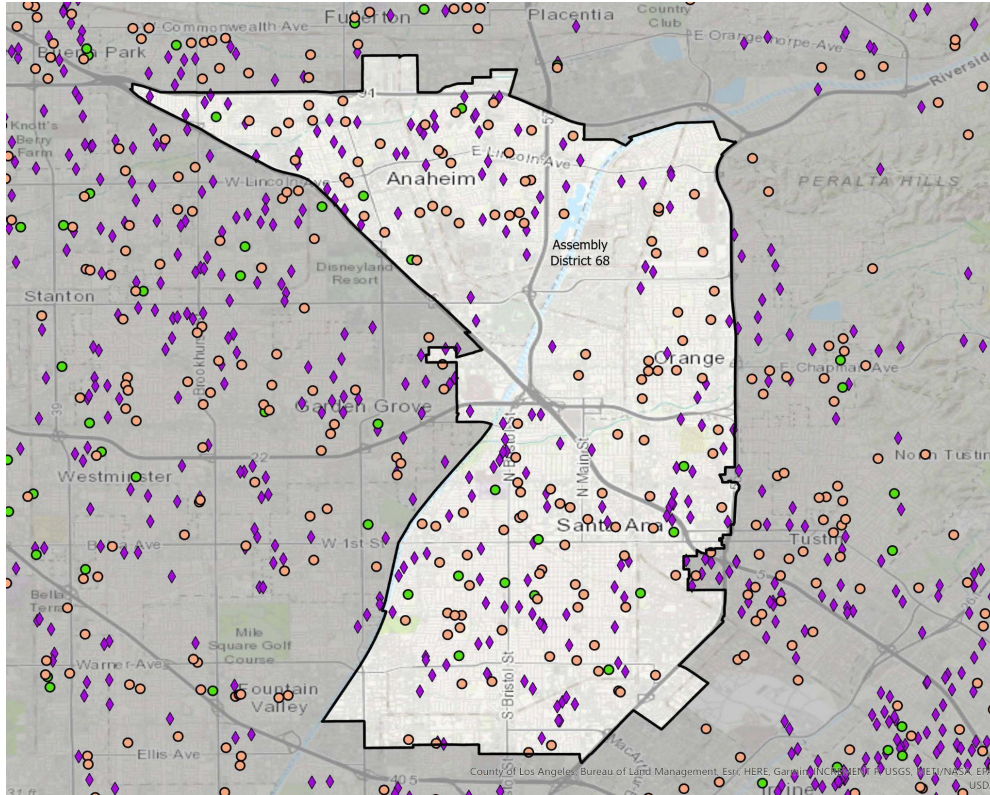
NETWORK

Total Number of Child Care Facilities: 272

- Non-Subsidized Child Care Centers: 114
- Subsidized Child Care Centers: 15
- ◆ Family Child Care Homes: 143

Licensed child care provider data were collected from child care resource and referral (CCR&R) agencies which are state funded community-based organizations that provide on-the-ground child care information and family support services. CCR&R agencies collect local child care supply and demand data.

For statewide and county level data, please visit our [2023 Child Care Portfolio](#).



Source: California Child Care Portfolio, California Child Care Resource & Referral Network (2023).

Note: Subsidized child care centers include those with a direct contract with a local/state/federal agency. Subsidy data do not include programs that accept vouchers.

Assembly District 69

Licensed Child Care Providers 2023

California Child Care Resource & Referral

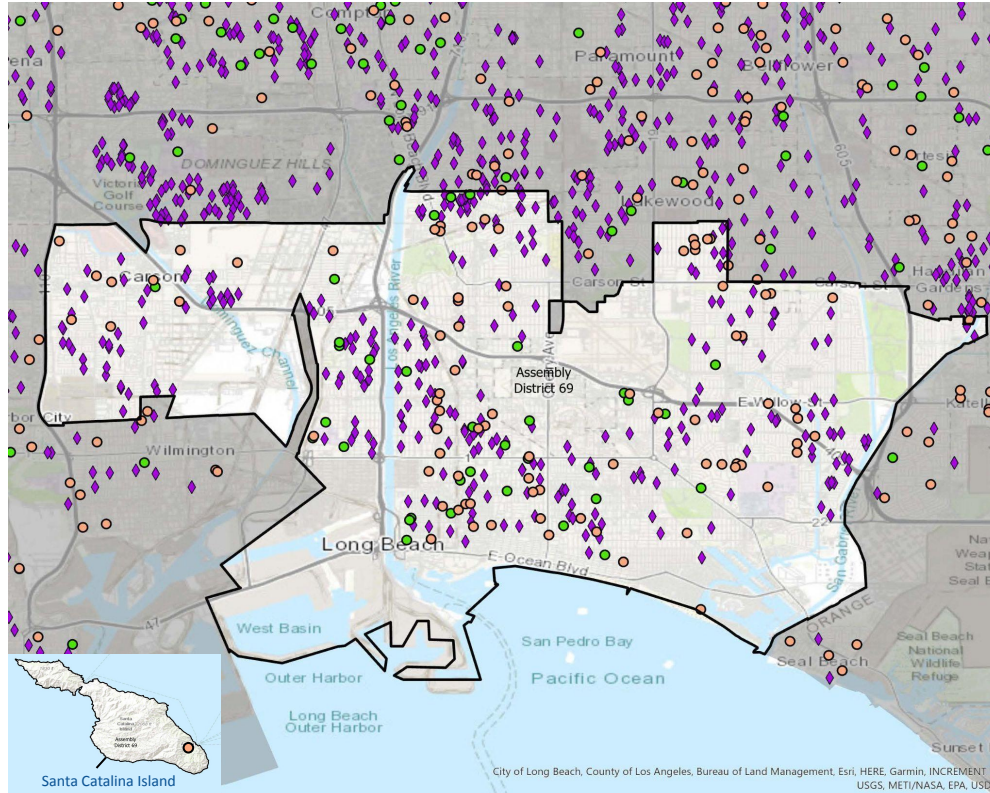
N E T W O R K

Total Number of Child Care Facilities: 392

- Non-Subsidized Child Care Centers: 83
- Subsidized Child Care Centers: 33
- ◆ Family Child Care Homes: 276

Licensed child care provider data were collected from child care resource and referral (CCR&R) agencies which are state funded community-based organizations that provide on-the-ground child care information and family support services. CCR&R agencies collect local child care supply and demand data.

For statewide and county level data, please visit our [2023 Child Care Portfolio](#).



Source: California Child Care Portfolio, California Child Care Resource & Referral Network (2023).

Note: Subsidized child care centers include those with a direct contract with a local/state/federal agency. Subsidy data do not include programs that accept vouchers.

Assembly District 70

Licensed Child Care Providers 2023

California Child Care Resource & Referral

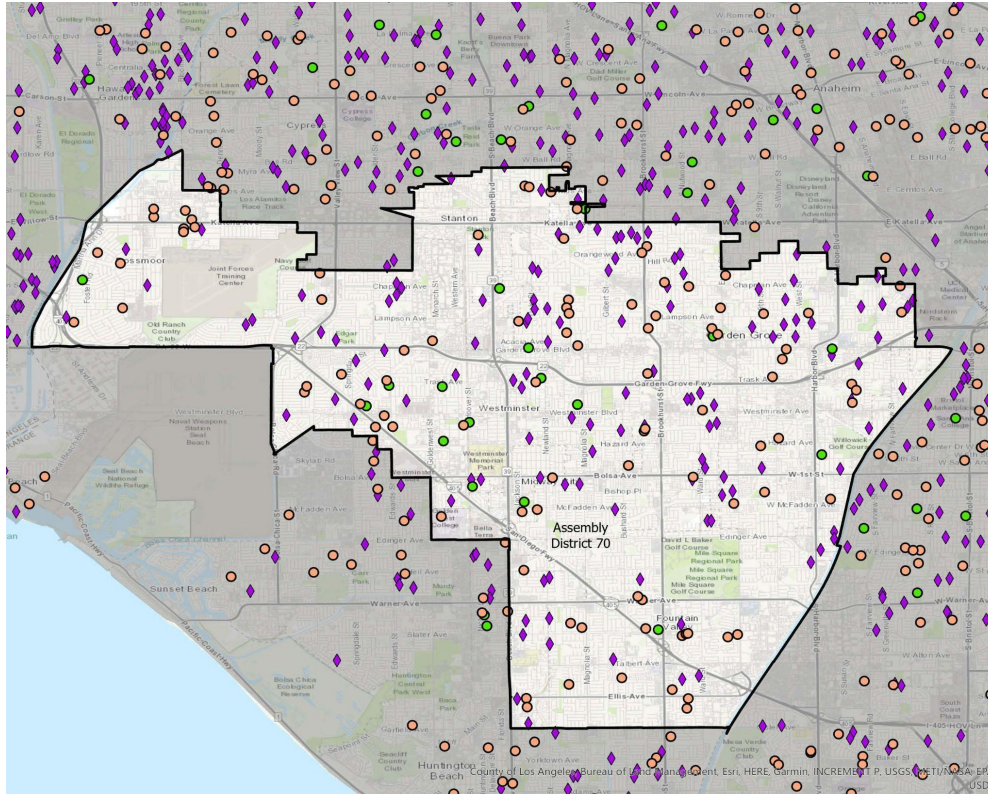
NETWORK

Total Number of Child Care Facilities: 235

- Non-Subsidized Child Care Centers: 92
- Subsidized Child Care Centers: 18
- ◆ Family Child Care Homes: 125

Licensed child care provider data were collected from child care resource and referral (CCR&R) agencies which are state funded community-based organizations that provide on-the-ground child care information and family support services. CCR&R agencies collect local child care supply and demand data.

For statewide and county level data, please visit our [2023 Child Care Portfolio](#).



Source: California Child Care Portfolio, California Child Care Resource & Referral Network (2023).

Note: Subsidized child care centers include those with a direct contract with a local/state/federal agency. Subsidy data do not include programs that accept vouchers.

Assembly District 71

Licensed Child Care Providers 2023

California Child Care Resource & Referral

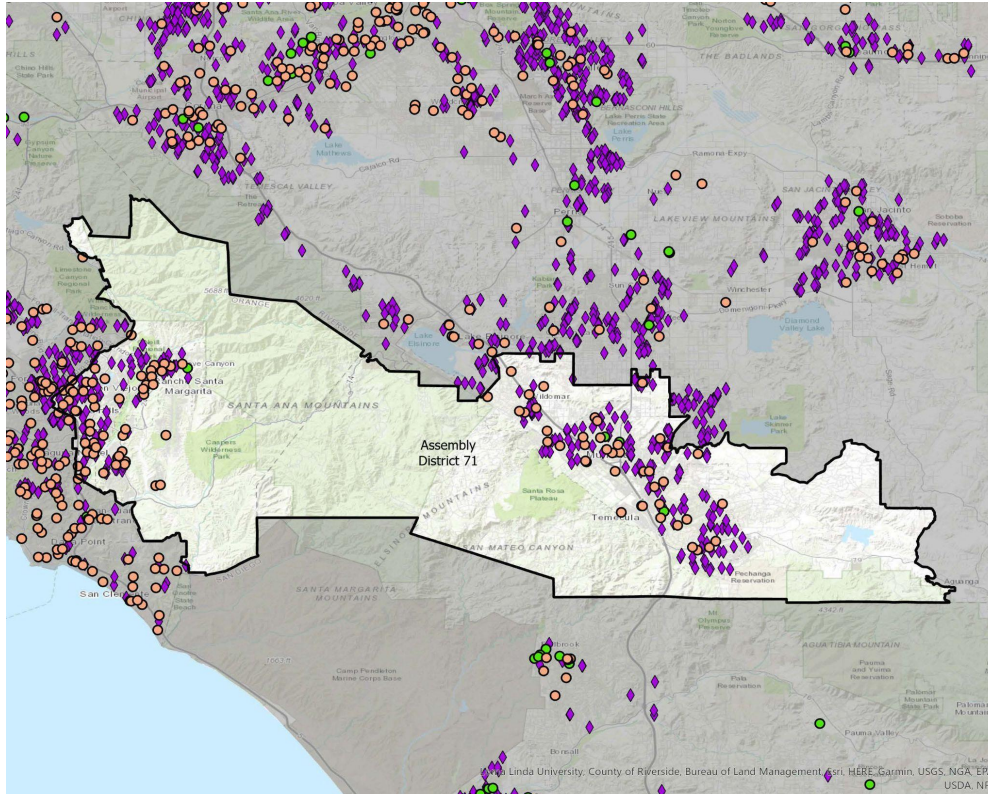
NETWORK

Total Number of Child Care Facilities: 337

- Non-Subsidized Child Care Centers: 101
- Subsidized Child Care Centers: 5
- ◆ Family Child Care Homes: 231

Licensed child care provider data were collected from child care resource and referral (CCR&R) agencies which are state funded community-based organizations that provide on-the-ground child care information and family support services. CCR&R agencies collect local child care supply and demand data.

For statewide and county level data, please visit our [2023 Child Care Portfolio](#).



Source: California Child Care Portfolio, California Child Care Resource & Referral Network (2023).

Note: Subsidized child care centers include those with a direct contract with a local/state/federal agency. Subsidy data do not include programs that accept vouchers.

Assembly District 72

Licensed Child Care Providers 2023

California Child Care Resource & Referral

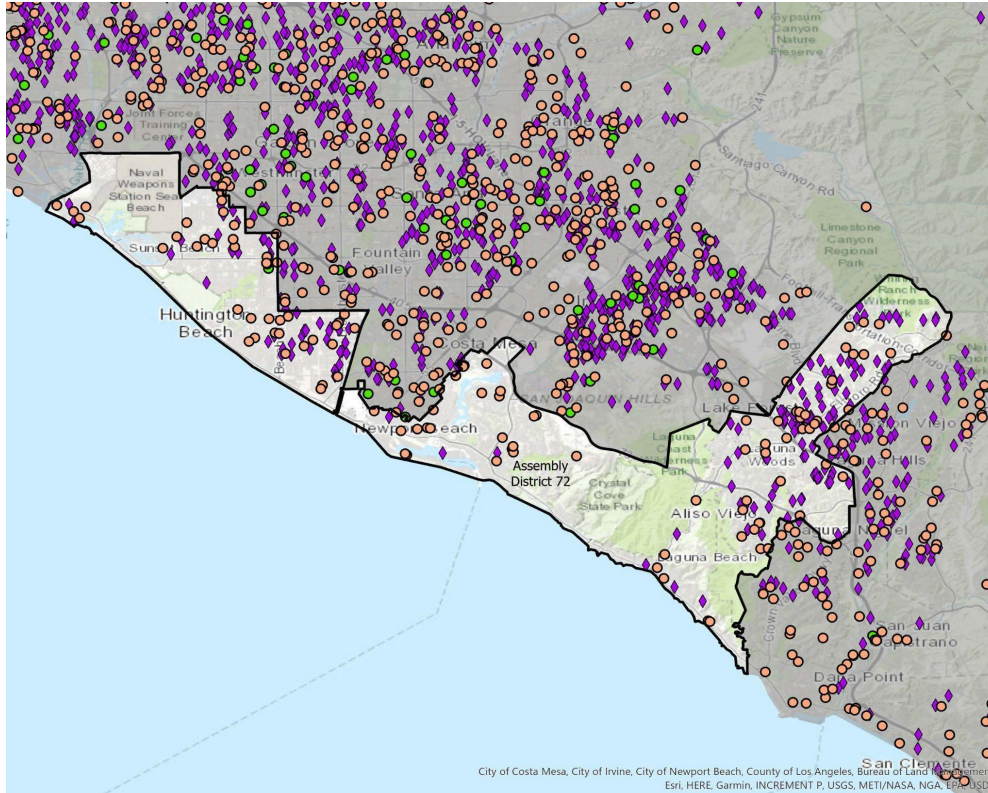
NETWORK

Total Number of Child Care Facilities: 264

- Non-Subsidized Child Care Centers: 116
- Subsidized Child Care Centers: 6
- ◆ Family Child Care Homes: 142

Licensed child care provider data were collected from child care resource and referral (CCR&R) agencies which are state funded community-based organizations that provide on-the-ground child care information and family support services. CCR&R agencies collect local child care supply and demand data.

For statewide and county level data, please visit our [2023 Child Care Portfolio](#).



Source: California Child Care Portfolio, California Child Care Resource & Referral Network (2023).

Note: Subsidized child care centers include those with a direct contract with a local/state/federal agency. Subsidy data do not include programs that accept vouchers.

Assembly District 73

Licensed Child Care Providers 2023

California Child Care Resource & Referral

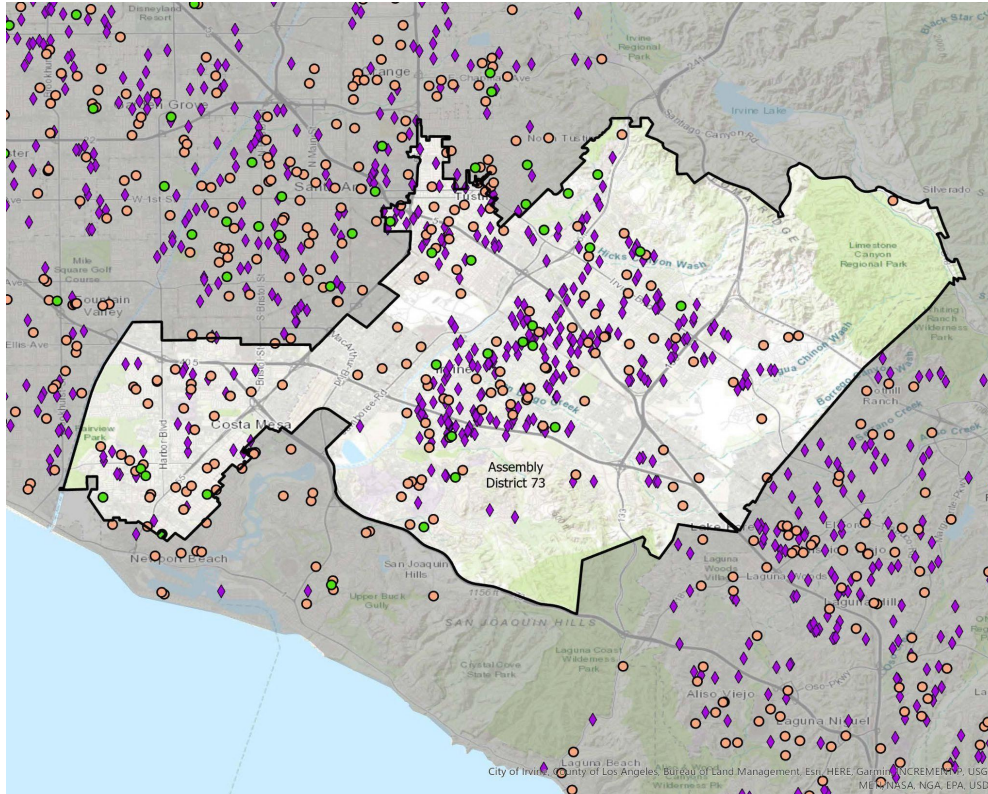
N E T W O R K

Total Number of Child Care Facilities: 434

- Non-Subsidized Child Care Centers: 137
- Subsidized Child Care Centers: 22
- ◆ Family Child Care Homes: 275

Licensed child care provider data were collected from child care resource and referral (CCR&R) agencies which are state funded community-based organizations that provide on-the-ground child care information and family support services. CCR&R agencies collect local child care supply and demand data.

For statewide and county level data, please visit our [2023 Child Care Portfolio](#).

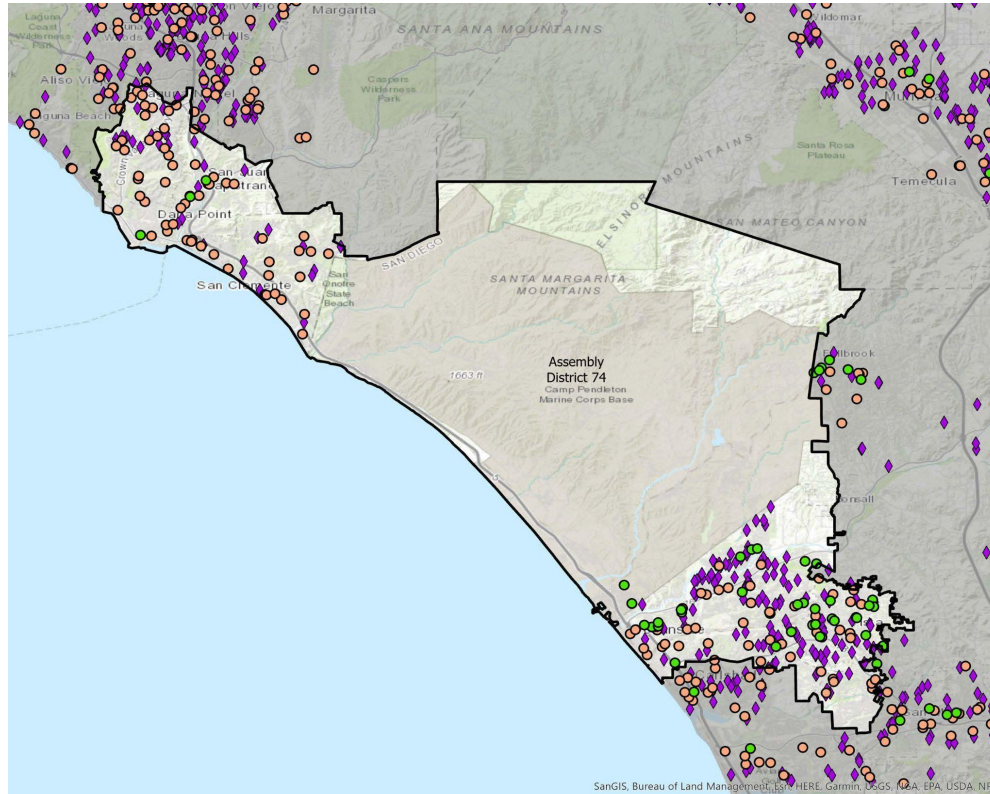


Source: California Child Care Portfolio, California Child Care Resource & Referral Network (2023).

Note: Subsidized child care centers include those with a direct contract with a local/state/federal agency. Subsidy data do not include programs that accept vouchers.

Assembly District 74

Licensed Child Care Providers 2023



California Child Care Resource & Referral

N E T W O R K

Total Number of Child Care Facilities: 296

- Non-Subsidized Child Care Centers: 118
- Subsidized Child Care Centers: 35
- ◆ Family Child Care Homes: 143

Licensed child care provider data were collected from child care resource and referral (CCR&R) agencies which are state funded community-based organizations that provide on-the-ground child care information and family support services. CCR&R agencies collect local child care supply and demand data.

For statewide and county level data, please visit our [2023 Child Care Portfolio](#).

Source: California Child Care Portfolio, California Child Care Resource & Referral Network (2023).

Note: Subsidized child care centers include those with a direct contract with a local/state/federal agency. Subsidy data do not include programs that accept vouchers.

Assembly District 75

Licensed Child Care Providers 2023

California Child Care Resource & Referral

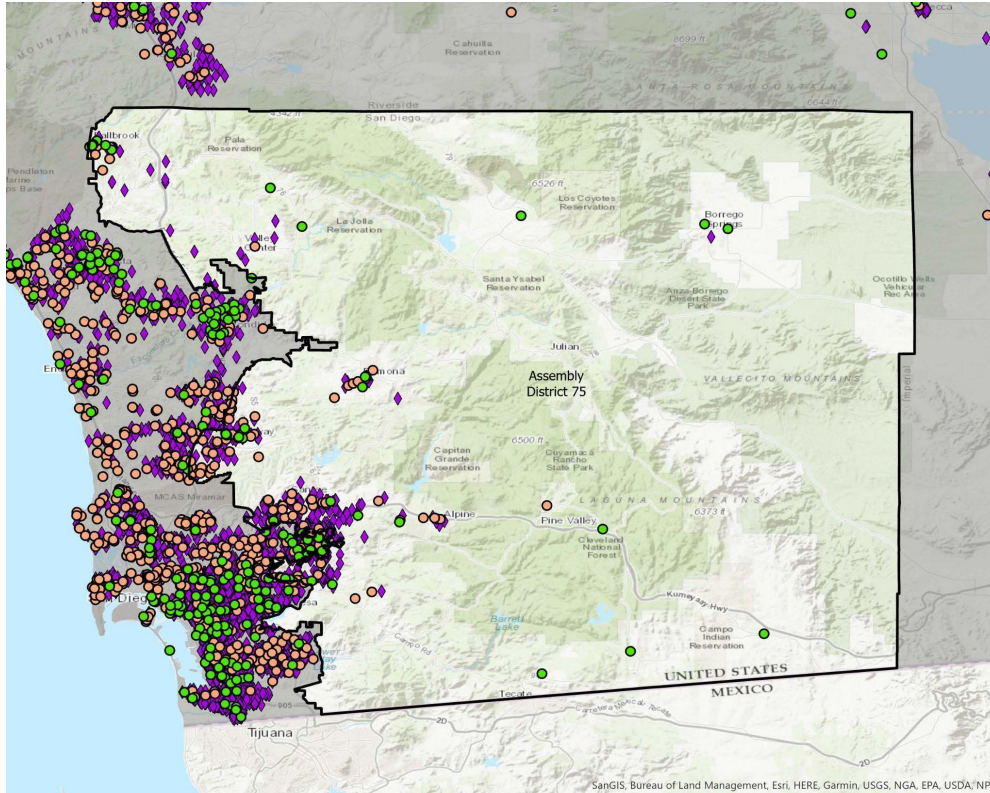
N E T W O R K

Total Number of Child Care Facilities: 389

- Non-Subsidized Child Care Centers: 95
- Subsidized Child Care Centers: 30
- ◆ Family Child Care Homes: 264

Licensed child care provider data were collected from child care resource and referral (CCR&R) agencies which are state funded community-based organizations that provide on-the-ground child care information and family support services. CCR&R agencies collect local child care supply and demand data.

For statewide and county level data, please visit our [2023 Child Care Portfolio](#).



Source: California Child Care Portfolio, California Child Care Resource & Referral Network (2023).

Note: Subsidized child care centers include those with a direct contract with a local/state/federal agency. Subsidy data do not include programs that accept vouchers.

Assembly District 76

Licensed Child Care Providers 2023

California Child Care Resource & Referral

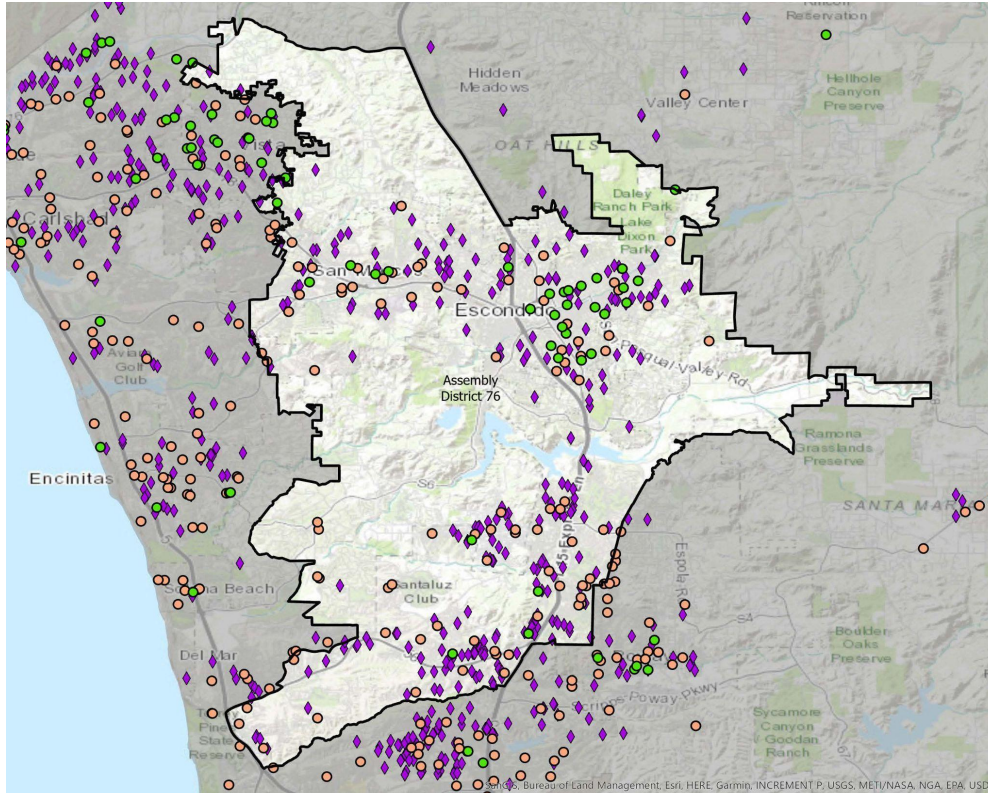
N E T W O R K

Total Number of Child Care Facilities: 375

- Non-Subsidized Child Care Centers: 83
- Subsidized Child Care Centers: 31
- ◆ Family Child Care Homes: 261

Licensed child care provider data were collected from child care resource and referral (CCR&R) agencies which are state funded community-based organizations that provide on-the-ground child care information and family support services. CCR&R agencies collect local child care supply and demand data.

For statewide and county level data, please visit our [2023 Child Care Portfolio](#).



Source: California Child Care Portfolio, California Child Care Resource & Referral Network (2023).

Note: Subsidized child care centers include those with a direct contract with a local/state/federal agency. Subsidy data do not include programs that accept vouchers.

Assembly District 77

Licensed Child Care Providers 2023

California Child Care Resource & Referral

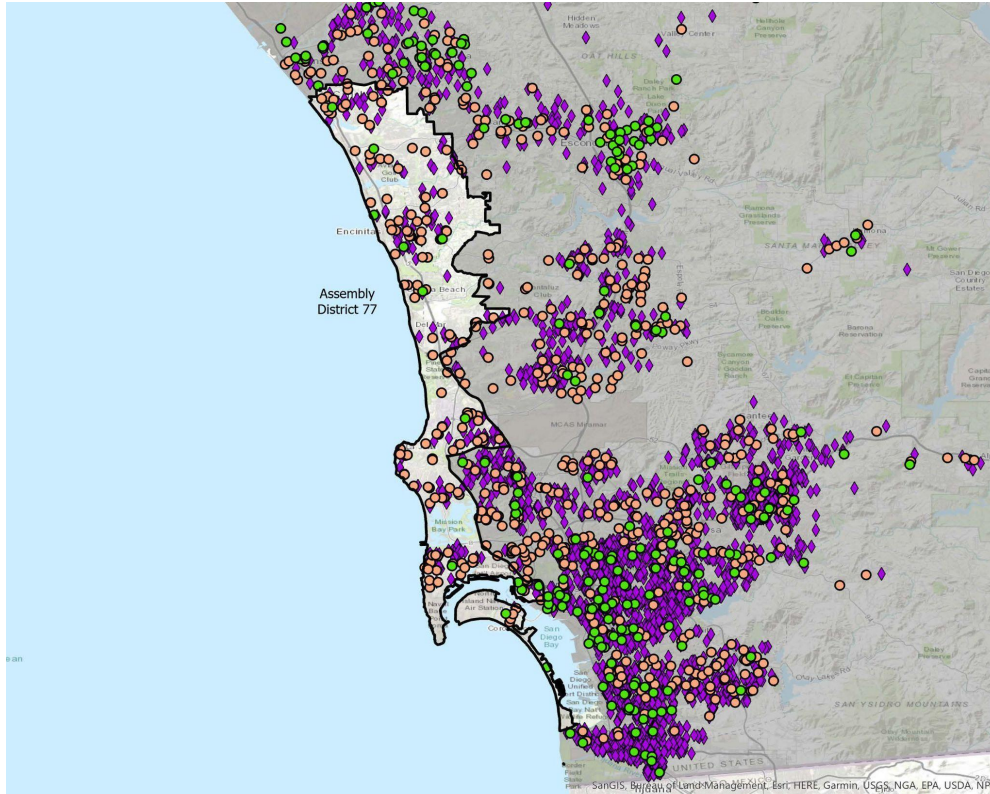
NETWORK

Total Number of Child Care Facilities: 299

- Non-Subsidized Child Care Centers: 137
- Subsidized Child Care Centers: 13
- ◆ Family Child Care Homes: 149

Licensed child care provider data were collected from child care resource and referral (CCR&R) agencies which are state funded community-based organizations that provide on-the-ground child care information and family support services. CCR&R agencies collect local child care supply and demand data.

For statewide and county level data, please visit our [2023 Child Care Portfolio](#).



Source: California Child Care Portfolio, California Child Care Resource & Referral Network (2023).

Note: Subsidized child care centers include those with a direct contract with a local/state/federal agency. Subsidy data do not include programs that accept vouchers.

Assembly District 78

Licensed Child Care Providers 2023

California Child Care Resource & Referral

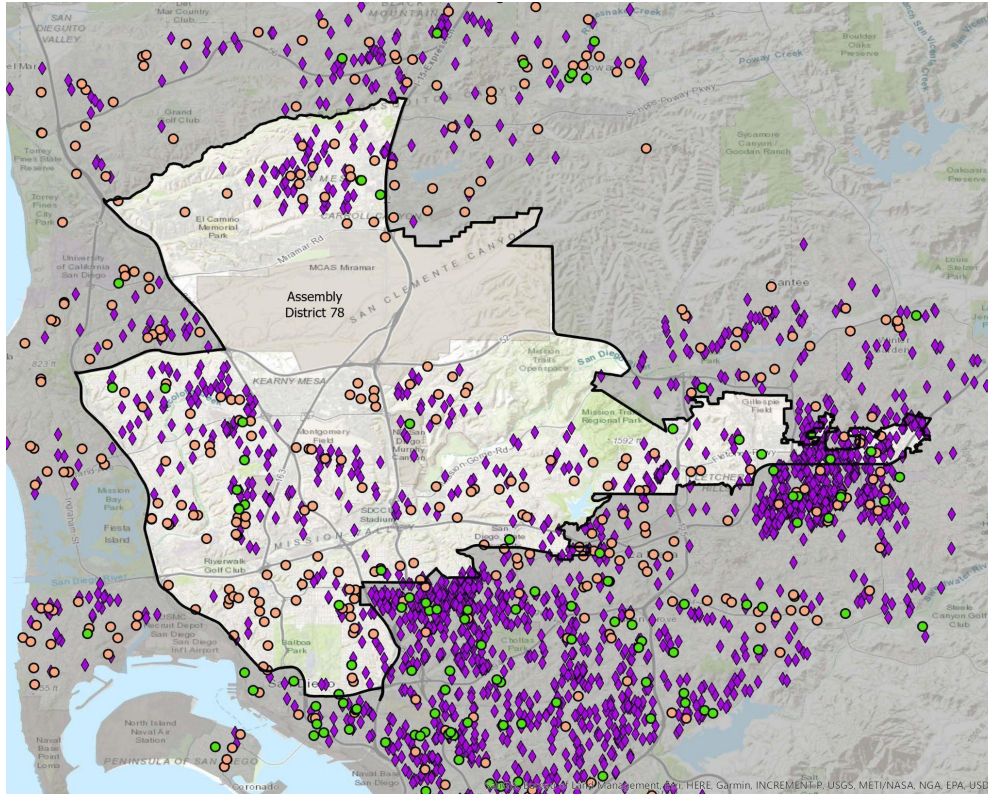
N E T W O R K

Total Number of Child Care Facilities: 643

- Non-Subsidized Child Care Centers: 142
- Subsidized Child Care Centers: 23
- ◆ Family Child Care Homes: 478

Licensed child care provider data were collected from child care resource and referral (CCR&R) agencies which are state funded community-based organizations that provide on-the-ground child care information and family support services. CCR&R agencies collect local child care supply and demand data.

For statewide and county level data, please visit our [2023 Child Care Portfolio](#).



Source: California Child Care Portfolio, California Child Care Resource & Referral Network (2023).

Note: Subsidized child care centers include those with a direct contract with a local/state/federal agency. Subsidy data do not include programs that accept vouchers.

Assembly District 79

Licensed Child Care Providers 2023

California Child Care Resource & Referral

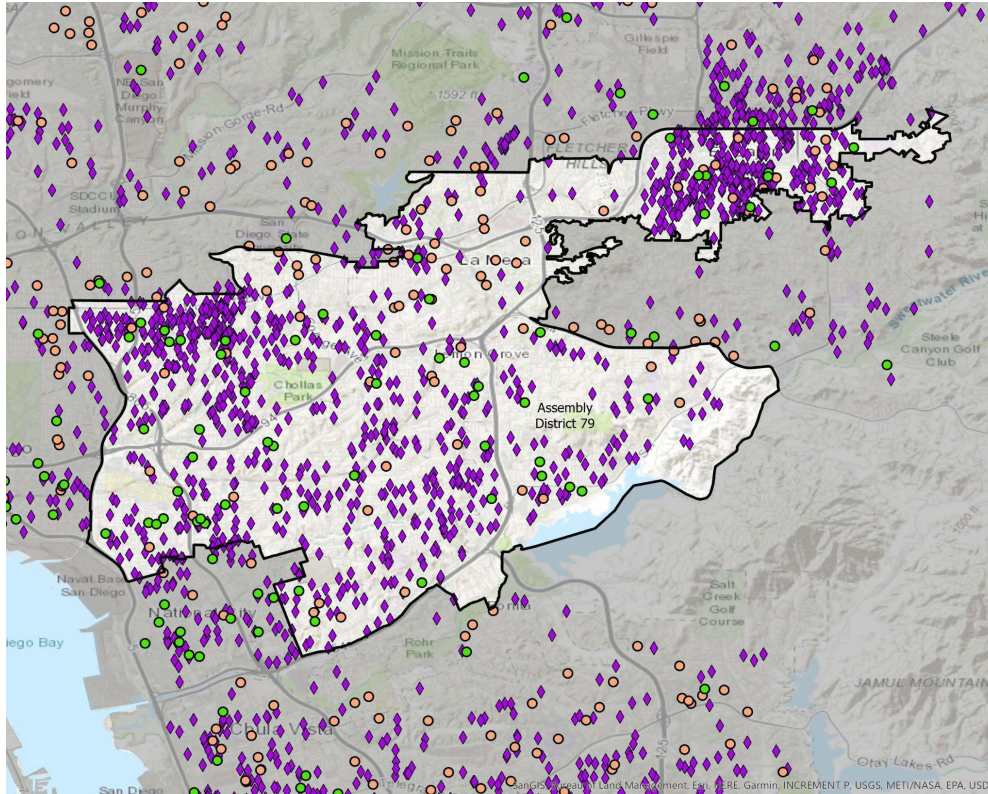
N E T W O R K

Total Number of Child Care Facilities: 1367

- Non-Subsidized Child Care Centers: 68
- Subsidized Child Care Centers: 58
- ◆ Family Child Care Homes: 1241

Licensed child care provider data were collected from child care resource and referral (CCR&R) agencies which are state funded community-based organizations that provide on-the-ground child care information and family support services. CCR&R agencies collect local child care supply and demand data.

For statewide and county level data, please visit our [2023 Child Care Portfolio](#).



Source: California Child Care Portfolio, California Child Care Resource & Referral Network (2023).

Note: Subsidized child care centers include those with a direct contract with a local/state/federal agency. Subsidy data do not include programs that accept vouchers.

Assembly District 80

Licensed Child Care Providers 2023

California Child Care Resource & Referral

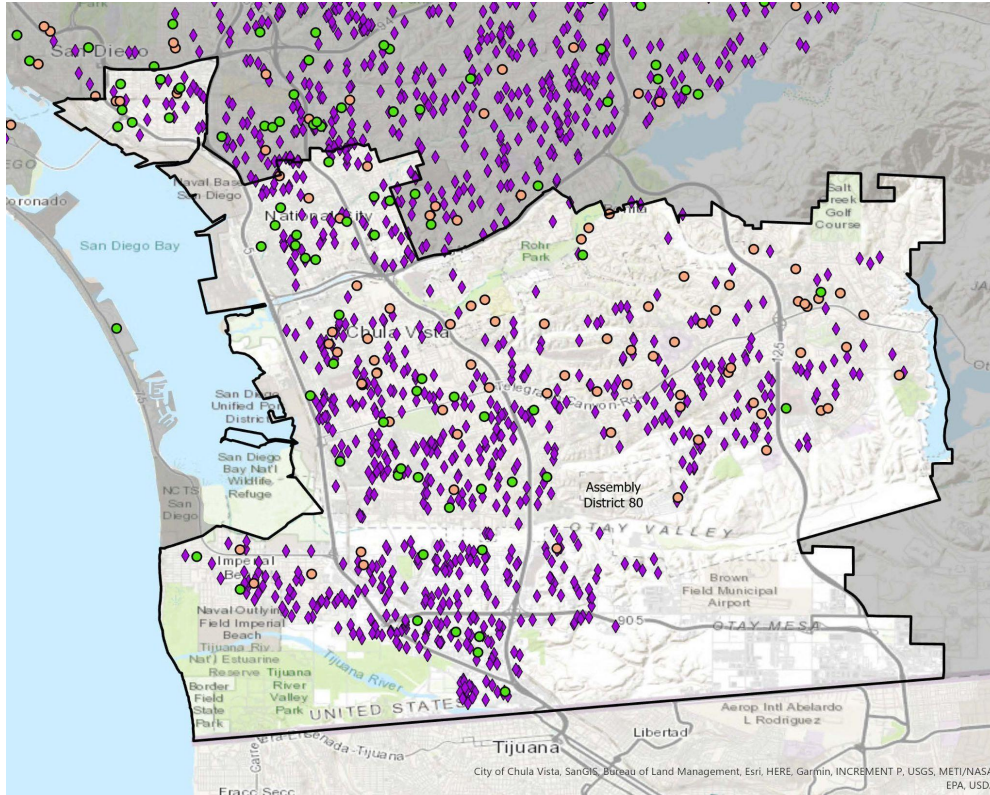
NETWORK

Total Number of Child Care Facilities: 844

- Non-Subsidized Child Care Centers: 75
- Subsidized Child Care Centers: 50
- ◆ Family Child Care Homes: 719

Licensed child care provider data were collected from child care resource and referral (CCR&R) agencies which are state funded community-based organizations that provide on-the-ground child care information and family support services. CCR&R agencies collect local child care supply and demand data.

For statewide and county level data, please visit our [2023 Child Care Portfolio](#).



Source: California Child Care Portfolio, California Child Care Resource & Referral Network (2023).

Note: Subsidized child care centers include those with a direct contract with a local/state/federal agency. Subsidy data do not include programs that accept vouchers.